Inclusion Indicators 2026

Rights and inclusion of people with intellectual disabilities in 33 European countries



Inclusion Indicators 2026

Rights and inclusion of people with intellectual disabilities in 33 European countries

Written by: Inge Volleberg, Matteo Todino
Data collection and analysis by: Beatrice Sottile, Inge Volleberg

November 2026

Inclusion Europe
Avenue des arts 3, 1210 Brussels, Belgium
+32 25 02 28 15
office@inclusion.eu
www.inclusion.eu

inclusion europe

Ambitions. Rights. Belonging.

Co-funded by the European Union

Co-funded by the European Union.

The European Union bears no responsibility for the contents of this report.

1 **Part 1**

1 **Introduction**
2 The Inclusion Indicators
3 How we collect the data
3 About the data for 2026

5 **What does Europe look like in 2026**

6 **What's new?!**
Spotlight on the most important changes
7 Right to decide and right to vote
9 Right to live independently and to be included in the community
11 Housing and support
13 Education
15 Employment
17 Healthcare
19 Representation

21 Part 2

21 Country reports

23 Albania
25 Belgium (Brussels and Wallonia)
27 Bulgaria
29 Croatia
31 Cyprus
33 Czechia
35 Denmark
37 England
39 Estonia
41 Finland
43 France
45 Georgia
47 Germany
49 Greece
51 Hungary
53 Iceland
55 Ireland
57 Israel
59 Italy
61 Lithuania
63 Luxembourg
65 Malta
67 Moldova
69 Netherlands
71 Norway
73 Poland
75 Portugal
77 Scotland
79 Slovenia
81 Spain
83 Sweden
85 Switzerland
87 Ukraine

89 # Part 3

89 ## Methodology

91 Right to decide and right to vote

92 Right to live independently and to be included in the community

94 Housing and support

96 Education

97 Employment

98 Healthcare

99 Representation

101 ## Inclusion Indicators 2026 scores for all 33 countries

Average Inclusion Indicators score for each country

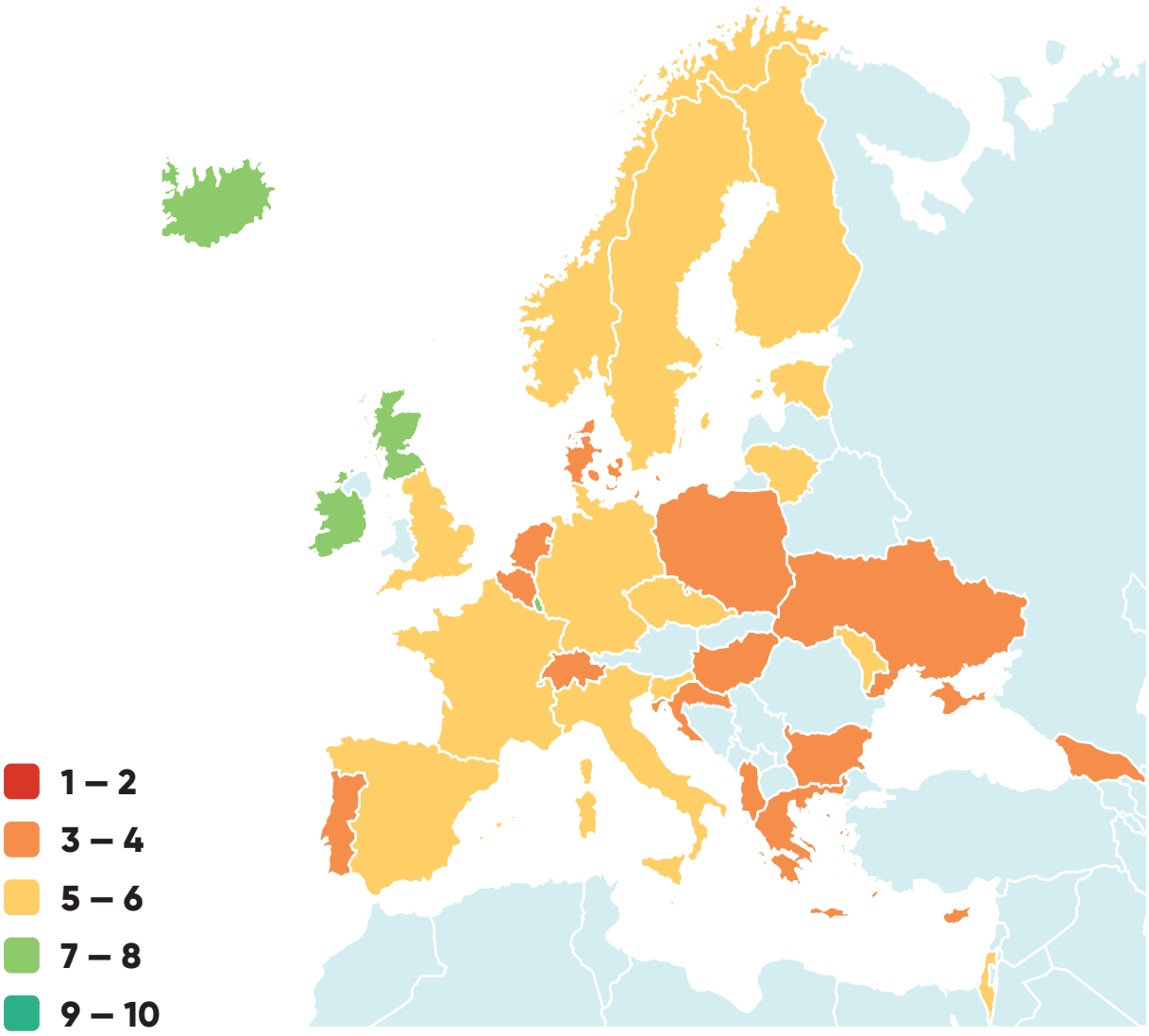

Part 1
Introduction

There is a lot of work to be done in Europe to realise full inclusion.

The rights of people with intellectual disabilities must be respected.

Everywhere.

All the time.

But governments mostly ignore people with intellectual disabilities and their families.

This means they are limiting or denying their rights.

Choosing to keep harmful and outdated laws, policies and practices.

Governments, too, fail to connect and provide information to describe the situation of people with intellectual disabilities and their families.

They cannot even answer the question: What does your country look like when it comes to the rights and inclusion of people with intellectual disabilities and their families?

This is where the Inclusion Indicators come in.

Inclusion Indicators show what Europe looks like for 20 million people with intellectual disabilities and their families.

They provide comparable information about rights and inclusion in European countries.

The Inclusion Indicators

The Inclusion Indicators show data about rights and inclusion of people with intellectual disabilities and their families in 33 European countries.

We asked Inclusion Europe members to provide this data.

Inclusion Europe members are national organisations representing people with intellectual disabilities and their families.

The Inclusion Indicators collect data on 7 topics important to people with intellectual disabilities and their families:

1. Right to decide and right to vote
2. Right to live independently and to be included in the community
3. Housing and support
4. Education
5. Employment
6. Healthcare
7. Representation

The Inclusion Indicators are useful for anyone who wants to:

- Learn about the situation of people with intellectual disabilities and their families;
- Compare the situation in different countries;
- See what changes happened in Europe between this and the previous years.

Anyone can use the Inclusion Indicators to call on their government or the EU to do better for people with intellectual disabilities and their families.

How we collect the data

Inclusion Europe sent out a survey to all our member organisations.

We asked them to give their view of the situation in their country.

The Inclusion Indicators are based on their answers.

The Inclusion Indicators reflect the experiences of people with intellectual disabilities and their families provided by their representative organisations.

About the data for 2026

We published the first Inclusion Indicators report in 2023, with data from 29 countries (23 from the European Union).

In 2024, we had data from 31 countries (24 from the European Union).

In 2025, we had data from 33 countries (25 from the European Union).

The Inclusion Indicators 2026 have data from 33 countries (23 from the European Union).

- Cyprus, Georgia and Moldova provided data for the first time.
- 29 countries provided new data for this year.

Every year, we learn how we can do some things better for the Inclusion Indicators.

We receive a lot of feedback.

We are thankful for that.

And we make some changes based on what we learned.

The changes we made for Inclusion Indicators 2026 mean:

- We do not directly compare the scores from different years.
- If there are big changes from one year to another for a country, it is probably because we made some changes to how we score the Indicators. It does not necessarily mean the situation changed so much.
- When there are big changes in a country because the situation changed, we highlight them specifically in the country's report.

Every year, we aim to correct and update the data to achieve the most accurate representation of the situation in a country.

We are hopeful that comparison over time will be possible soon.

What does Europe look like in 2026?

This chapter is a summary of the 7 Inclusion Indicators and their scores for all 33 countries.

For each Indicator, we explain:

Why this topic is important for people with intellectual disabilities and families.

What we found about the situation in Europe.

A perfect score (10 out of 10) in all 7 Indicators would show full inclusion of people with intellectual disabilities and their families in the country.

What's new?!

Spotlight on the most important changes:

- **Right to decide and right to vote**
  Malta changed their laws from substitute decision-making towards supported decision-making.
- **Right to live independently and be included in the community**
  Ireland, Norway, Scotland, and Slovenia closed institutions and did not open any new institutions in the past year.
- **Housing and support**
  New data shows that in 22 European countries, people with intellectual disabilities struggle to cover basic living costs even when receiving benefits.
- **Education**
  The Netherlands introduced a new inclusive education policy.
  There are now 19 countries in Europe that have inclusive education policies.
- **Employment**
  Poland introduced a new support benefit that is not tied to income.
  People with intellectual disabilities can work without risking to lose this benefit.
- **Healthcare**
  Forced sterilisation is still legal and/or performed in 17 European countries.
  In 18 countries, people with intellectual disabilities have no or very little freedom of choice about their reproductive health.
- **Representation**
  New data shows that in 18 countries there is a national platform of self-advocates.

Right to decide and right to vote

People with intellectual disabilities have the right to make decisions about their life just like any other person.

They also have the right to vote and the right to stand for elections.

European citizens take these rights for granted and expect to exercise them freely, they can vote and stand for elections if they wish to.

But it is far from being the same for many people with intellectual disabilities.

In 12 countries, legal capacity can be fully removed and the right to decide is not respected (EU: 9).

In 13 countries, legal capacity can be (partially) removed and the right to decide is not respected (EU: 10).

Only 8 countries fully respect the right to decide and provide supported decision-making (EU: 4).

In 14 countries, people can be denied the right to vote because their legal capacity was removed (EU: 11).

In 13 countries, people with intellectual disabilities are restricted to stand for elections (EU: 10).

Only 5 countries have people with intellectual disabilities elected (EU: 4).

1 country report a big change to their laws:

- Malta changed their legal capacity law to supported decision-making.[1]

For more information and recommendations regarding supported decision-making, check out our supported decision-making report.

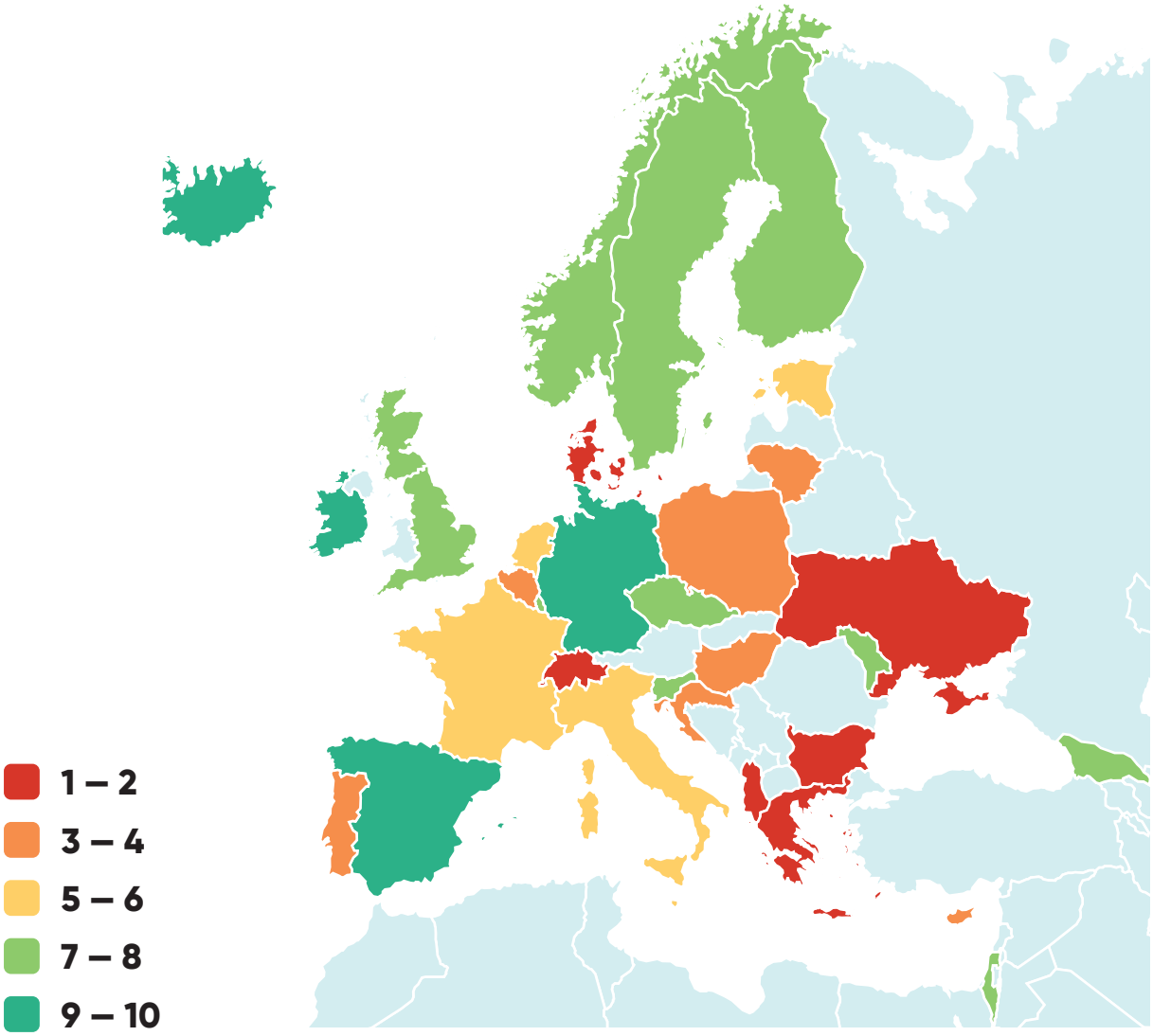

1 Government of Malta. (2026, April 24). *Personal Autonomy and Supported Decision-Making Act, 2026* (Act No. XIII of 2026). Government Gazette of Malta No. 21,629. https://legislation.mt/eli/act/2026/13

Right to live independently and to be included in the community

People with intellectual disabilities have the right to live independently and to be part of the community.

But many people with intellectual disabilities are denied this right, having to live in segregated “care” institutions.

We looked into the number of adults with intellectual disabilities living in segregated “care” institutions, and what kind of institutions these are (large institutions, smaller institutions, or psychiatric hospitals).

We also looked into how many adults with intellectual disabilities live in small care homes.

- 30 or more people is the number used to define a large institution.
- 10-29 people is used to describe a smaller institution.
- 9 and less people is the figure used to describe a small care home.

At least 880,000 people with intellectual disabilities are in segregated “care” institutions where there are more than 10 people in one place (EU: 750,000).

At least 380,000 people with intellectual disabilities are in small care homes (EU: 330,000).

Over 36,000 people with intellectual disabilities are placed in psychiatric hospitals (EU: 33,000).

Institutions have been closed in at least 9 countries in the past year (EU: 5).

New institutions have been opened in at least 16 countries in the past year (EU: 12).

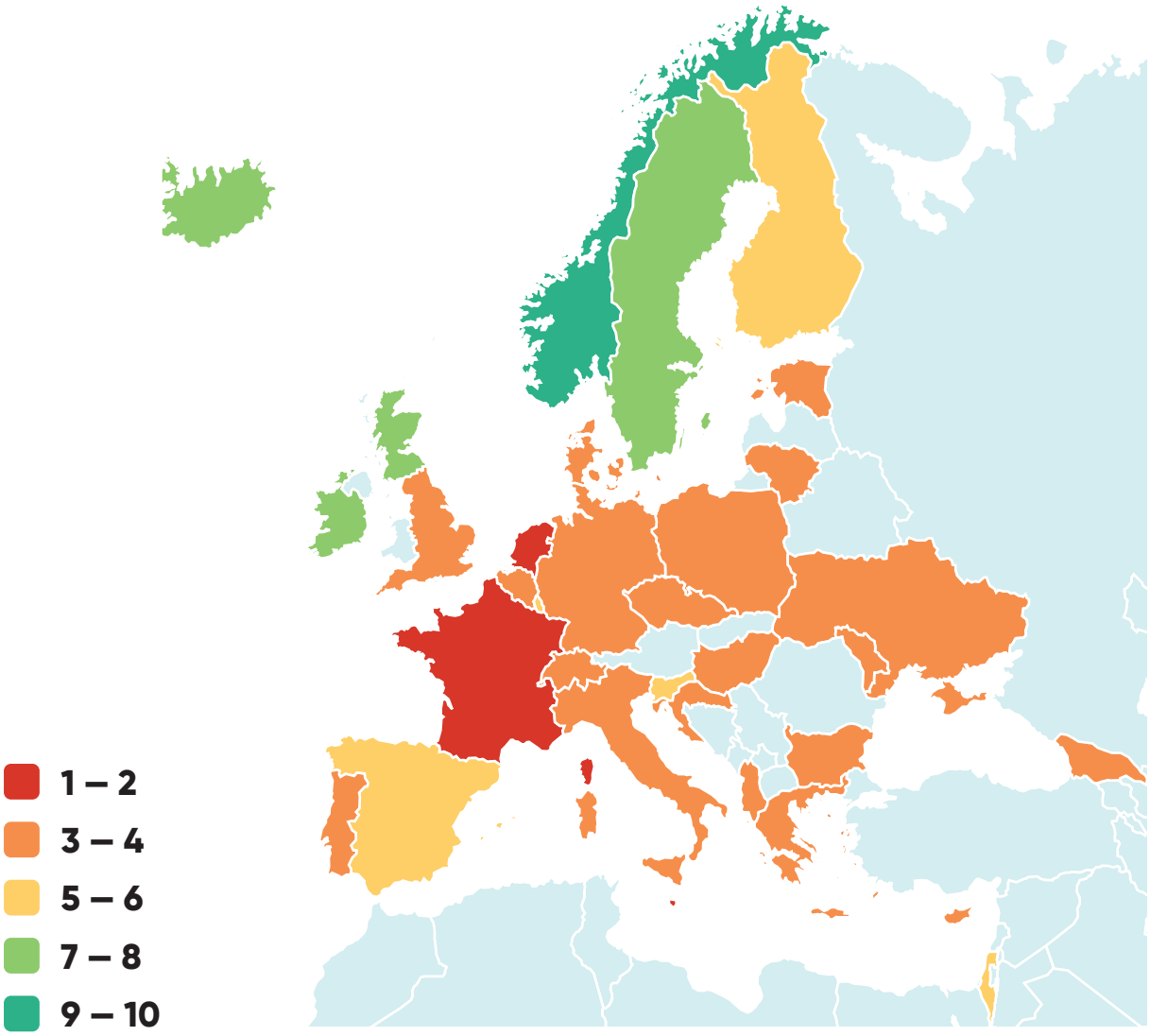

Number of people with intellectual disabilities in	Europe	European Union
Large institutions	715,192	625,392
Smaller institutions	167,518	118,323
Small care homes	386,360	335,946
Psychiatric hospitals	36,324	32,974

This is the sum of all reported numbers on people with intellectual disabilities living in institutions. Note that the numbers are likely much higher as the data is underreported. Some of the answers were rough estimates and for some countries the data is missing entirely. Some numbers are taken from 2023, 2024 or 2025. The numbers of each country are in the country reports below. This year the reported numbers of people with intellectual disabilities in institutions are lower than last year. This is not because institutions have been closed, but because different countries are included in this report and we are working with estimates. The real numbers are likely to be much higher, but we do not have access to more reliable data at this point in time.

Housing and support

Most adults in Europe expect to live in their own place (whether rented or owned) with the people they choose (family, friends, or with no one at all).

It is very different from adults with intellectual disabilities. Most are living with their parents, whether they chose to or not. (Hundreds of thousands are also in institutions, as shown above.)

Many people with intellectual disabilities and families do not get disability support. This means family members serve as disability support providers, instead of being just a family. Family members acting as informal carers often receive no money for this work.

This Indicator is about housing situations of people with intellectual disabilities.

It also asks about access to disability support, and about its quality.

This Indicator also asks if disability benefits go directly to the person with an intellectual disability.

In 20 countries, most adults with intellectual disabilities live with their families (EU: 15).

In 26 countries, few or no adults with intellectual disabilities live in their own place (EU: 19).

In 26 countries, people with intellectual disabilities are likely to have to move into an institution after their parents can no longer support them (EU: 22).

In 22 countries, people with intellectual disabilities are often struggling to cover basic living costs (even when receiving benefits) (EU: 15).

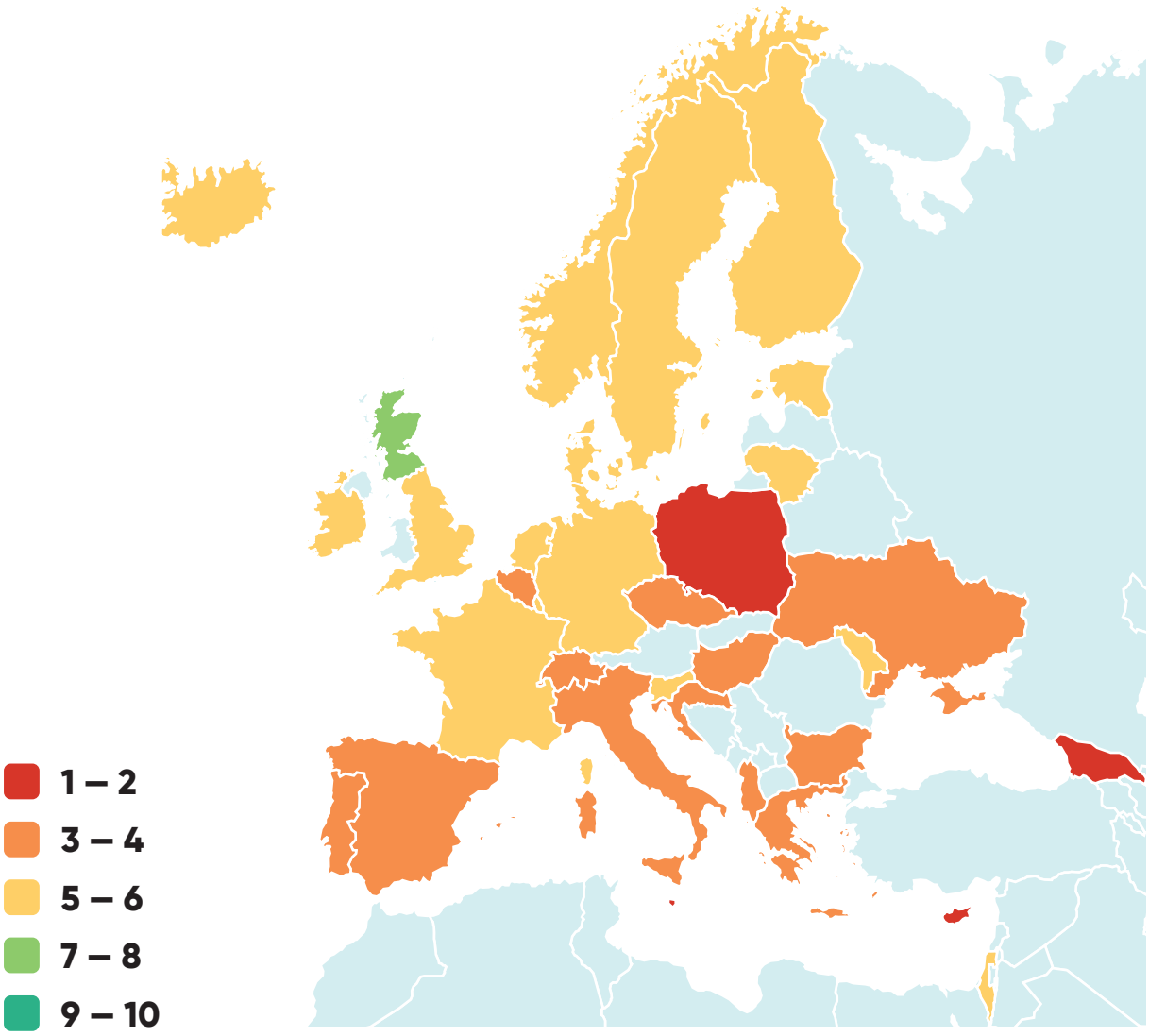

Education

Children with intellectual disabilities should be going to school, and they should be going to the same schools as all other children.[2]

Many children with intellectual disabilities often attend 'special education' schools where they are segregated from other children.

For this Indicator, we asked if children with intellectual disabilities are going to mainstream schools, special schools, or if they are not in school at all.

We also asked if countries have a national strategy for inclusive education.

Around 900,000 children with intellectual disabilities are in mainstream schools (EU: 660,000).

At least 610,000 children with intellectual disabilities are in special schools (EU: 550,000).

Over 25,000 children with intellectual disabilities are not in education (EU: 13,000).

At least 19 countries have a national strategy for inclusive education (EU: 12).

- 1 country reports a big policy change:
  The Netherlands introduced an inclusive education policy.[3]

2 Inclusion Europe, 2021, Why we care about education

3 Švietimo, mokslo ir sporto ministerija, 2024, Inclusive education

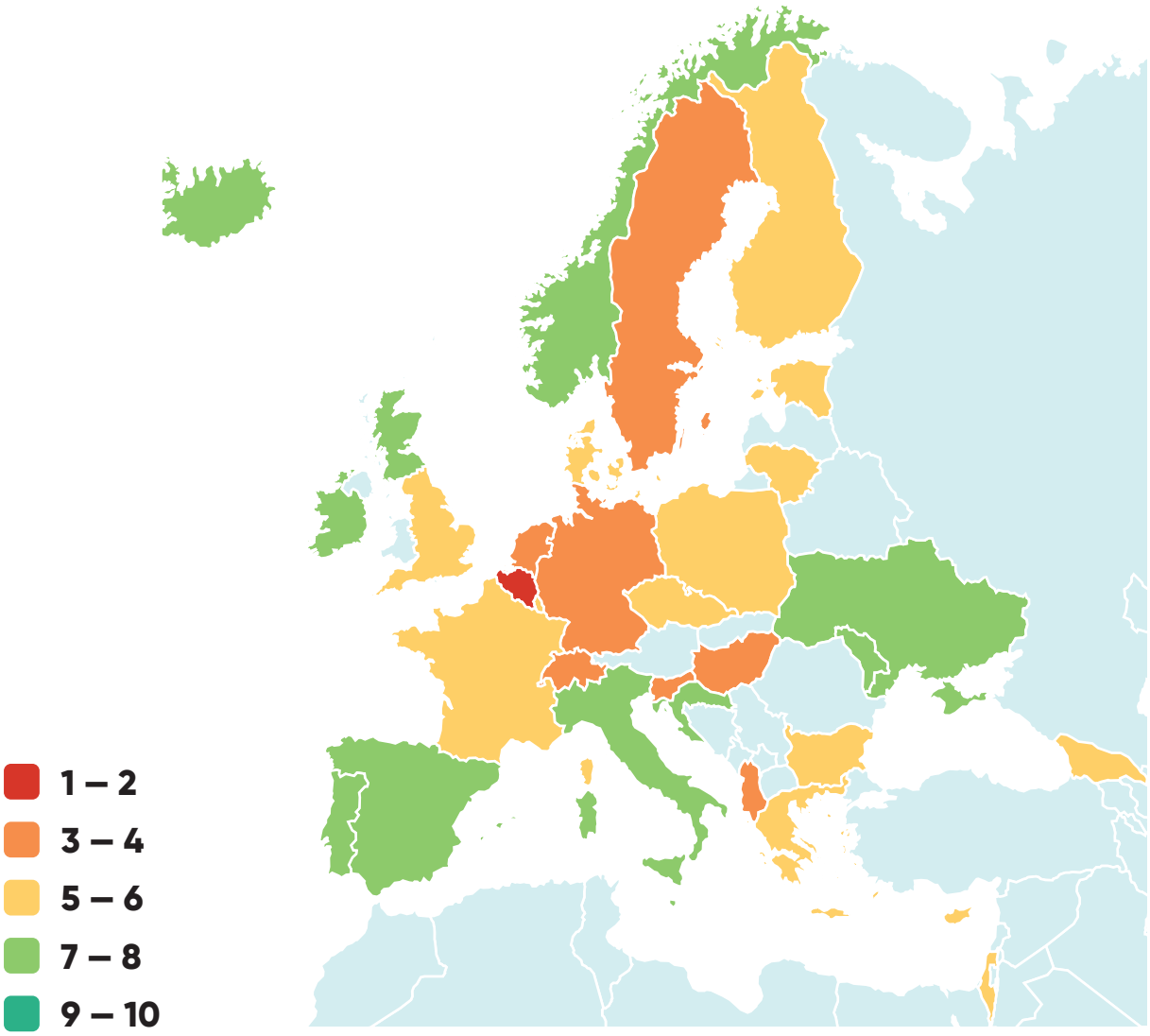

Number of children with intellectual disabilities in	Europe	European Union
Mainstream schools	903,793	667,293
Special schools	610,693	549,360
No education	25,295	13,295

This is the sum of all reported numbers on children with intellectual disabilities in mainstream schools, special schools or receiving no education. Note that the numbers are likely much higher as the data is underreported. Some of the answers were rough estimates and for some countries the data is missing entirely. Some numbers are taken from 2023 or 2024. The numbers of each country are in the country reports below.

Employment

Employment is important for financial stability, social inclusion, purpose and belonging.

For people with intellectual disabilities, the employment rate is low.

People with intellectual disabilities also risk being underpaid and are less likely to be promoted.[4]

The Indicator on employment asks how many adults with intellectual disabilities are employed on the open labour market and are earning their own salary.

It also asks how many adults with intellectual disabilities attend daycare, or stay at home.

It asks about people with intellectual disabilities working in 'protected employment'. People working in 'protected employment' usually get some kind of salary or compensation, but it is often smaller than on the open labour market. Most people in 'protected employment' do not get the same labour rights and benefits as in the open labour market.

The Indicator asks if people in 'protected employment' get paid minimum wage.

It asks if people with intellectual disabilities risk losing disability benefits when they earn their own salary.

And if there are measures in place to make jobs on the open labour market more accessible for adults with intellectual disabilities.

In 30 countries, few or no people with intellectual disabilities are employed on the open labour market (EU: 21).

In 18 countries, people with intellectual disabilities risk losing their disability benefits when they earn their own salary (EU: 12).

4 Inclusion Europe, 2023, Employment and social inclusion

In 13 countries, adults with intellectual disabilities working in 'protected employment' get paid less than minimum wage (EU: 11).

- 1 country reports a big policy change:
  Poland introduced a new type of financial benefit that is not income-tested, meaning people can work without losing it.[5] However, there are still other types of disability benefits that are income-tested. People with intellectual disabilities can lose those if they get a paid job.

For more information and recommendations regarding employment, check out our Job first report.

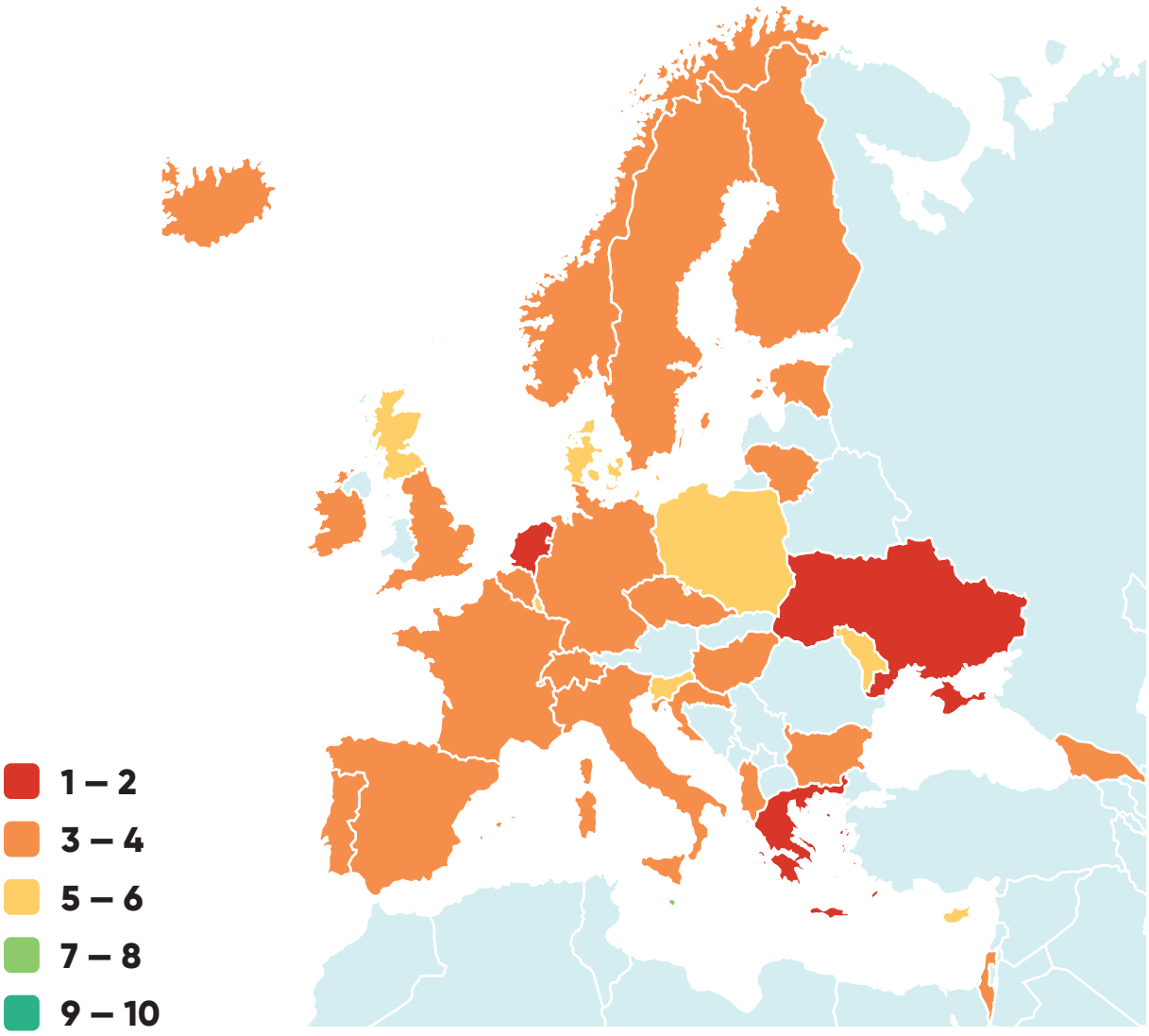

5 https://www.gov.pl/web/family/support-allowance-from-1-january-this-year-find-out-more

Healthcare

People with intellectual disabilities have the right to equal access to healthcare.

However, people with intellectual disabilities experience stigma, coercion, forced treatment and involuntary placement, forced sterilisation and forced abortion.

Sexual and reproductive health of people with intellectual disabilities is often overlooked.[6]

Information on health and healthcare is often complicated.

This Indicator shows if people with intellectual disabilities have access to general healthcare and if healthcare is accessible.

It also asks about sexual and reproductive rights, and what choices people with intellectual disabilities have.

It asks about forced sterilisation too.

6 Inclusion Europe, 2023, Healthcare

In 23 countries, most people with intellectual disabilities have access to general healthcare (EU: 18).

In 18 countries, people with intellectual disabilities have no or very little freedom of choice about their reproductive health (EU: 13).

In 17 countries, forced sterilisation is still legal and/or performed (EU: 13).

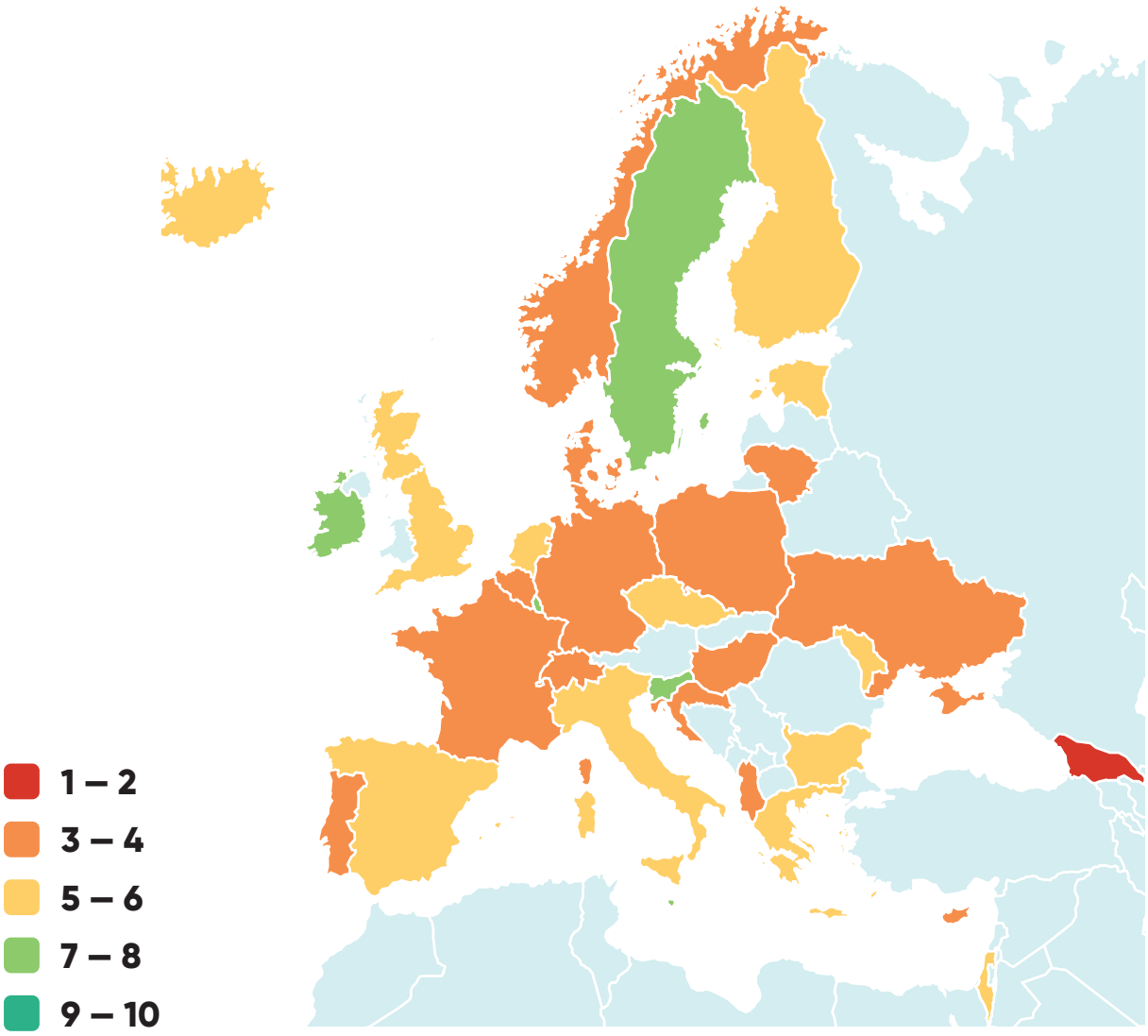

Representation

It is important that people with intellectual disabilities are represented and visible.

In all aspects of society, in civil society organisations and political parties, and in the disability movement.

So that they can advocate for their rights, views and expectations.

The Indicator on representation shows if people with intellectual disabilities are represented in national disability organisations.

It also shows if organisations advocating for the rights of people with intellectual disabilities get funding from the government.

In 29 countries, people with intellectual disabilities are represented in a national cross-disability organisation (EU: 20).

In 24 countries, there is no person with an intellectual disability part of the council of the national cross-disability organisation (EU: 17).

In 14 countries, our member organisations report there is no government funding for advocacy work (EU: 8).

In 18 countries, there is a national platform of self-advocates (EU: 12).

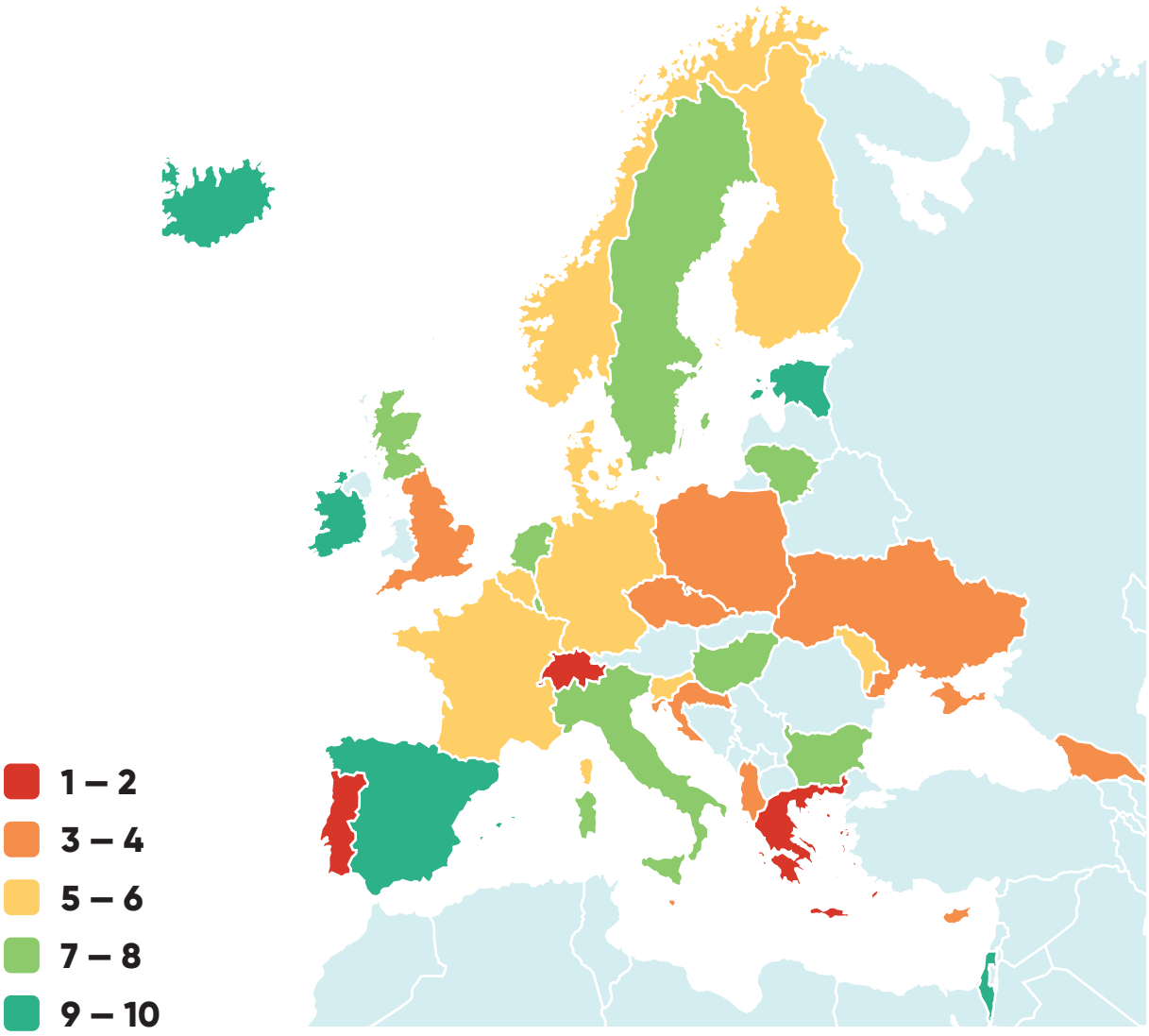

Part 2

Country reports

In this part, you can find report for each country.

Each country report includes:

- Average Inclusion Indicators score
- Scores for each Inclusion Indicator
- A table with the reported number of people with intellectual disabilities in institutions and in education
- Quotes or more detailed information


3.5


3.9


4.7


4.1


4.3


5.2


4.9


5.4


6.1


6.0


5.1


4.4


5.5


3.7


4.4


7.0


7.4


6.6


5.6


5.0


7.1


5.1


6.0


4.5


6.5


4.0


4.5


7.6


6.0


6.9


6.6


3.7


4.1



Albania

3.5 out of **10**

The right to decide and the right to vote
Legal capacity status can be fully removed. This can restrict the right to vote and the right to stand for election. Voting is not accessible.

2.6

The right to live independently and to be included in the community
Most people with intellectual disabilities live in large care institutions.

3.7

Housing and support
Almost all people with intellectual disabilities live with their family. Very few live in their own place. Families do not receive enough support from the government. Disability benefits go to the person with an intellectual disability.

3.1

Education
Most children with intellectual disabilities go to mainstream schools, several go to special schools. Many children receive no education at all.

4.2

Employment
People with intellectual disabilities are not employed in the open labour market, and most stay at home. People do not risk losing disability benefits when they have a paid job. There are measures in place to make jobs more accessible, but they do not work in practice.

3.6

Healthcare
Most people with intellectual disabilities have access to general healthcare. Some have access to the dentist and women's health. There is no easy-to-read information about healthcare. Little freedom of choice in reproductive health. People with intellectual disabilities cannot be forcibly sterilised.

3.9

Representation
People with intellectual disabilities are represented within the national cross-disability organisation, but there is no person with an intellectual disability part of the board/council. There is no national platform of self-advocates.

3.2

Number of people with intellectual disabilities in	
Large institutions	300
Smaller institutions	95
Small care homes	No data available
Psychiatric hospitals	No data available
Mainstream education	4,600
Special education	500
No education	10,000

Disclaimer:
these are the reported or estimated numbers of the country. In most cases, in reality, the numbers will be higher as the data is underreported or missing entirely.

> “Although Albania has ratified the UNCRPD, still some laws, especially on decision making, are not in line with the convention.”

> “Even though independent living and living in the community is mentioned as a priority by our government in main strategies and action plans, still nothing has been done.”

> “Reproductive health is a ‘taboo’ for people with intellectual disability in our country. It is rare to talk about it.”



Belgium

(Brussels and Wallonia)

3.9 out of **10**

The right to decide and the right to vote
Legal capacity can be partially removed. This can restrict the right to vote and the right to stand for elections. Voting is not very accessible.

3.4

The right to live independently and to be included in the community
Many people with intellectual disabilities are living in large institutions. Some live in small care homes.

3.6

Housing and support
Some adults with intellectual disabilities live with their family, few live in their own place. When parents can no longer provide support, the person moves to an institution. Disability benefits go to the person with an intellectual disability. There are mechanisms to assess quality of services, but they are not mandatory.

3.4

Education
Almost all children with intellectual disabilities go to special schools. Very few go to mainstream schools, and some receive no education at all. There is no strategy towards inclusive education.

2.2

Employment
People risk losing their disability benefits when they earn a salary. Adults working in 'protected employment' get paid at least minimum wage.

4.2

Healthcare
Many people with intellectual disabilities have access to general healthcare. Access to sex education is poor. By law, there is freedom of choice in reproductive health, but not in practice. Forced sterilisation is not allowed by law.

4.2

Representation
People with intellectual disabilities are represented within the national cross-disability organisation, but there is no person with an intellectual disability on the board/council. There is no national platform of self-advocates.

6.5

Number of people with intellectual disabilities in	
Large institutions	No data available
Smaller institutions	No data available
Small care homes	No data available
Psychiatric hospitals	No data available
Mainstream education	No data available
Special education	No data available
No education	No data available

Disclaimer:
these are the reported or estimated numbers of the country. In most cases, in reality, the numbers will be higher as the data is underreported or missing entirely.

The data only reflects the situation in Brussels and Wallonia.

We have no data on how many people with intellectual disabilities are employed on the open labour market.

> “There are quality assessment tools available, but this assessment is not actually mandatory for services. When it is carried out, it is most often done by the institution itself rather than by an external party, which would be more neutral.”

> “Many people have no solution and remain in their parents' homes. Every year, the waiting lists grow longer, and the government fails to take meaningful action. At Inclusion ASBL, we regularly run campaigns calling on politicians to take action.”



Bulgaria

4.7 out of **10**

The right to decide and the right to vote
Legal capacity can be fully removed and people with intellectual disabilities can be denied the right to vote and stand for elections. Voting is not made accessible.

1.1

The right to live independently and to be included in the community
Many adults with intellectual disabilities live in large institutions. Some live in smaller institutions.

4.3

Housing and support
Almost all adults with intellectual disabilities live with their family. Very few live in their own place. Families receive little support. After parents can no longer provide support, other family members provide support for the person with an intellectual disability. There is a mechanism to assess quality of services.

4.9

Education
Almost all children with intellectual disabilities go to special schools. Very few go to mainstream schools. There is a national strategy towards inclusive education.

5.6

Employment
Very few people with intellectual disabilities have a job on the open labour market. Most attend daycare or stay at home. People do not risk losing their disability benefits when they earn their own salary.

3.9

Healthcare
People with intellectual disabilities have access to healthcare, but there is no easy-to-read information about healthcare. Sex education is poor, and there is limited freedom of choice in reproductive health.

5.8

Representation
People with intellectual disabilities are represented within the national cross-disability organisation, but there is no person with an intellectual disability on the board/council. There is a national platform of self-advocates.

7.4

Number of people with intellectual disabilities in	
Large institutions	4,500
Smaller institutions	4,500
Small care homes	4,500
Psychiatric hospitals	4,500
Mainstream education	25,000
Special education	No data available
No education	No data available

Disclaimer:
these are the reported or estimated numbers of the country. In most cases, in reality, the numbers will be higher as the data is underreported or missing entirely.

> "Although 'deinstitutionalised' people with disabilities are moved out of big institutions, they are still forced to cohabit with other residents and have no choice about where or with whom to live. Their 'home' is organised and managed by hired personnel using detailed internal regulations, and their life is guided by strict daily routines."[7]

> "Despite the fact that most of the institutions for people with disabilities have received funding from the European Union for creating small group homes, reconstructing and refurbishing old institutions, etc., European Union money has been used for disability-based discrimination and segregation."[8]

7 Validity Foundation, Mental Disability Advocacy Centre and Network of Independent Experts, 2024, "Poor her, for having dreams" Monitoring Report on Torture and Ill-treatment of Persons with Disabilities in Bulgarian Institutions, Including Small Group Homes

8 Validity Foundation, Mental Disability Advocacy Centre and Network of Independent Experts, 2024, "Poor her, for having dreams" Monitoring Report on Torture and Ill-treatment of Persons with Disabilities in Bulgarian Institutions, Including Small Group Homes



Croatia

4.1
out of **10**

The right to decide and the right to vote
Legal capacity can be fully removed, and this can limit the right to stand for elections. People with intellectual disabilities can vote but there is limited support available for accessible voting.

4.1

The right to live independently and to be included in the community
Some adults with intellectual disabilities live in large institutions, smaller institutions, small care homes or psychiatric hospitals. New institutions have been opened in the past year.

3.6

Housing and support
Most adults with intellectual disabilities live with their family. Disability benefits often go to the guardian. Mechanisms to assess quality of services are without real impact.

3.5

Education
Some children with intellectual disabilities go to mainstream schools, very few go to special schools. There is a national strategy for inclusive education.

7.0

Employment
Very few people with intellectual disabilities have a job on the open labour market or in 'protected employment'. Some attend daycare and many stay at home. People do not risk losing disability benefits when they have a paid job.

3.4

Healthcare
Most people with intellectual disabilities have access to healthcare, but there is no easy-to-read information about healthcare. Sex education is poor. Decisions about reproductive health are often made by the guardian. People with intellectual disabilities can be forcibly sterilised.

3.9

Representation
People with intellectual disabilities are represented in the national cross-disability organisation, but there is no person with an intellectual disability part of the board/council. There is no national platform of self-advocates.

3.0

Number of people with intellectual disabilities in	
Large institutions	2,300
Smaller institutions	2,000
Small care homes	1,000
Psychiatric hospitals	400
Mainstream education	2,500*
Special education	No data available
No education	No data available

Disclaimer:
these are the reported or estimated numbers of the country. In most cases, in reality, the numbers will be higher as the data is underreported or missing entirely.

*Data does not differentiate children with intellectual disabilities from children with other disabilities.

> “It is important to highlight the existence of private residential homes for people with disabilities — a category of service providers that is often overlooked in reform discussions. While the Ministry has initiated processes aimed at transforming state-run institutions toward more community-based and person-centred models of support, no equivalent transformation efforts are being directed at private institutions.”

> “Families often do not have enough information about the services and Social Welfare Centres are too understaffed to be able to provide valuable information. Navigating the system to access social welfare benefits, housing, healthcare, and personal assistance services can be overwhelming.”



Cyprus

4.3 out of **10**

The right to decide and the right to vote
Legal capacity can be fully removed. This does not limit the right to vote, but it does limit the right to stand for elections. Little support is available to make elections accessible.

3.5

The right to live independently and to be included in the community
Most adults with intellectual disabilities live in small care homes, but several live in large and small care institutions.

4.8

Housing and support
Most adults with intellectual disabilities live with their family and there is little support. Few live in their own place. After parents can no longer provide support, the person with an intellectual disability likely moves to an institution.

2.7

Education
Most children with intellectual disabilities go to mainstream schools, and several go to special schools.

6.1

Employment
Many people with intellectual disabilities are sitting at home or going to a daycare. Several people with intellectual disabilities have a job on the open labour market.

5.1

Healthcare
Most people with intellectual disabilities have access to general healthcare. Vert few have access to women's health. Forced sterilisation is performed.

3.0

Representation
People with intellectual disabilities are represented within the national cross-disability organisation. There is no national platform of self-advocates.

4.6

Number of people with intellectual disabilities in	
Large institutions	33
Smaller institutions	40
Small care homes	177
Psychiatric hospitals	4
Mainstream education	916
Special education	397
No education	51

Disclaimer:
these are the reported or estimated numbers of the country. In most cases, in reality, the numbers will be higher as the data is underreported or missing entirely.

> “It is very important to change stereotypes and thoughts about the rights of people with intellectual disabilities and to respect them in all aspects of their life.”

> “There is a lot of work to do with parents and help them to understand the importance of independent living. Also, there is a need to inform society that they have the same rights as all citizens; and they have the right to make their own family and have their own place to live.”



Czechia

5.2 out of **10**

The right to decide and the right to vote
Legal capacity can be partially removed. This does not limit the right for people with intellectual disabilities to vote and stand for elections. Voting is not made accessible.

7.3

The right to live independently and to be included in the community
Many adults with intellectual disabilities live in large institutions. Some live in smaller institutions, small care homes and in psychiatric hospitals.

3.5

Housing and support
Many adults with intellectual disabilities live with their family. Very few live in their own place. Most support is provided by families. Disability benefits go to the person with an intellectual disability.

4.8

Education
Very few children with intellectual disabilities go to mainstream schools. Most are in special schools. There is a national strategy for inclusive education, but it does not work in practice.

5.5

Employment
Very few people with intellectual disabilities have a job on the open labour market. Some are in 'protected employment' and some attend daycare. People risk losing disability benefits when they have a paid job. People working in 'protected employment' get paid at least minimum wage.

4.9

Healthcare
People with intellectual disabilities have access to healthcare but it is not made accessible. Sex education is poor. Parents and institutions make decisions about reproductive health. Forced sterilisation is performed.

5.6

Representation
People with intellectual disabilities are part of the national cross-disability organisation, but there is no person with an intellectual disability part of the board/council.

4.8

Number of people with intellectual disabilities in	
Large institutions	30,000
Smaller institutions	4,000
Small care homes	No data available
Psychiatric hospitals	500
Mainstream education	10,800
Special education	9,000
No education	No data available

Disclaimer:
these are the reported or estimated numbers of the country. In most cases, in reality, the numbers will be higher as the data is underreported or missing entirely.

> “The current system of social (and health) services is still not individualized. People use what is available, but in many places there is a shortage of services or they are provided in large-capacity facilities where conditions are not suited to the needs of individual users. There is a particular lack of services that provide people with support in their everyday environment and help them to cope with everyday activities and live independently.”[9]

> “There is a social service inspection, but it is almost unfunctional.”

9 Inclusion Czech Republic/SPMP ČR, Co prosazujeme Zlepšení sociálního systému



Denmark

4.9 out of **10**

The right to decide and the right to vote
Legal capacity can be fully removed. This can restrict the right to vote or the right to stand for elections. Little support available to make voting accessible.

2.9

The right to live independently and to be included in the community
Many adults with intellectual disabilities live in large institutions, some live in smaller institutions and some live in small care homes. New institutions have been opened in the past year.

3.8

Housing and support
Many adults with intellectual disabilities live in their own place. Very few live with their family. When parents can no longer provide support, the person will move to an institution. Disability benefits go to the person with an intellectual disability.

5.3

Education
Most children with intellectual disabilities go to special schools. Some go to mainstream schools. There is a national strategy for inclusive education.

6.3

Employment
Few people with intellectual disabilities have a job on the open labour market, most are in 'protected employment' and some attend daycare. In most cases, people do not risk losing disability benefits when they earn money.

6.2

Healthcare
Many people with intellectual disabilities have access to healthcare. Healthcare is free but not accessible. Sex education is poor. There is freedom of choice in reproductive health. People with intellectual disabilities can be forcibly sterilised.

4.4

Representation
People with intellectual disabilities are represented within the national cross-disability organisation, but there is no person with an intellectual disability on the board/council. There is no national platform of self-advocates.

5.4

Number of people with intellectual disabilities in	
Large institutions	7,000
Smaller institutions	7,000
Small care homes	No data available
Psychiatric hospitals	No data available
Mainstream education	300
Special education	5,000
No education	No data available

Disclaimer:
these are the reported or estimated numbers of the country. In most cases, in reality, the numbers will be higher as the data is underreported or missing entirely.

> “We are experiencing a re-institutionalisation in Denmark. Larger institutions are being built — admittedly as public housing, but in reality they are institutions. At the same time, housing and support are not separated — meaning that it is becoming more difficult for citizens to choose where they want to live. There are increased possibilities for the use of force and forced relocations.”

> “The greater the support needs, the larger the proportion that lives in large excluding institutions.”

> “A new law has just drastically curtailed the oversight to assess quality of services, both in terms of frequency and in terms of focus areas.”



England

5.4 out of **10**

The right to decide and the right to vote
Legal capacity can be partially removed. People with intellectual disabilities have the right to vote and to stand for elections. There is support to make elections accessible. There are people with intellectual disabilities elected on a local level.

8.2

The right to live independently and to be included in the community
Some adults with intellectual disabilities live in large institutions, some live in smaller institutions and some live in small care homes. Very few live in psychiatric hospitals. New institutions have been opened in the past year.

4.6

Housing and support
Many adults with intellectual disabilities live with their family, some live in their own place. Disability benefits go directly to the person with an intellectual disability. There is a mechanism to assess quality of services, but it is not user driven.

5.5

Education
Most children with intellectual disabilities go to mainstream schools and some go to special schools. There is no national strategy towards inclusive education.

6.3

Employment
Some people with intellectual disabilities are employed on the open labour market. Some attend daycare and some stay at home. People risk losing their disability benefits when they earn their own salary.

3.7

Healthcare
Most people with intellectual disabilities have access to general healthcare and women's health. People with intellectual disabilities have freedom of choice in reproductive health by law, but few report it happening in practice. Forced sterilisation is allowed.

5.3

Representation
There is no cross-disability organisation that has someone with an intellectual disability on a board/council. There is no national platform of self-advocates.

3.8

Number of people with intellectual disabilities in	
Large institutions	35,000
Smaller institutions	35,000
Small care homes	30,000
Psychiatric hospitals	2,200
Mainstream education	200,000
Special education	15,000
No education	1,000

Disclaimer:
these are the reported or estimated numbers of the country. In most cases, in reality, the numbers will be higher as the data is underreported or missing entirely.

> “There is a [monitoring and evaluation] mechanism for registered services but it is not user driven. They include people in some aspects of quality checking but people and families say it is inadequate.”

> “12 years on from the Winterbourne View scandal, there were still 2,035 people with intellectual disabilities and/or autism in secure hospitals at the end of January 2024. Targets to support people to leave hospital and live in the community are being continuously missed.”[10]

10 Learning Disability England, 2025, The Good Lives Framework: Building Change Together (2nd ed)



Estonia

6.1 out of **10**

The right to decide and the right to vote
The law says legal capacity can be partially removed, and for some people voting rights are limited. People with intellectual disabilities can stand for elections. Voting is made accessible.

6.0

The right to live independently and to be included in the community
Many adults with intellectual disabilities live in smaller institutions and small care homes. Several live in large institutions. Several live in psychiatric hospitals.

4.7

Housing and support
Many people with intellectual disabilities live with their family. Some live in their own place. Disability benefits go directly to the person with an intellectual disability. There is a mechanism to assess quality of services, but it is not user driven.

6.0

Education
Most children with intellectual disabilities go to mainstream schools. Many children go to special schools. There is a national strategy towards inclusive education, but its implementation differs among the country.

6.6

Employment
Many people with intellectual disabilities work in protected employment, and many people go to a daycare. Few are employed in the open labour market. Measures are in place to make jobs accessible. People with a paid job risk losing their disability benefits. 'Protected employment' does not always pay minimum wage.

4.6

Healthcare
Most people with intellectual disabilities have access to healthcare. There is freedom of choice for reproductive health but in practice, there is little support. People with intellectual disabilities can be forcibly sterilised.

5.3

Representation
People with intellectual disabilities are represented within the national cross-disability organisation. There is a person with an intellectual disability on the board/council. There is a national platform of self-advocates.

9.2

Number of people with intellectual disabilities in	
Large institutions	700
Smaller institutions	1,500
Small care homes	1,200
Psychiatric hospitals	300
Mainstream education	3,500
Special education	2,500
No education	50

Disclaimer:
these are the reported or estimated numbers of the country. In most cases, in reality, the numbers will be higher as the data is underreported or missing entirely.

> "Access to rights for people with intellectual disabilities has worsened over the year. Funding for supportive services has not been increased for 2 years (by the state). The interest and support of the state and local government regarding the rights of people with disabilities are much lower than before. The focus is on the state's capacity for protection, which is understandable. However, leaving advocacy and supportive services in a difficult state is unacceptable."

> "In September, providers of special care services organised a protest in front of the parliament, due to the lack of funding for supportive services and waiting lists for supportive services lasting 3-5 years for adult people. There are indications that special care and housing services are once again being planned to be under state or local government ownership. EU support is going only to government organisations. The private sector is involved minimally. Funding for advocacy is highly uncertain, including support for self-advocates."

> "It is important to strengthen the role of self-advocates and organisations of people with intellectual disabilities in decision-making processes. Families and support networks also need better access to services, financial support, and information."



Finland

6.0 out of **10**

The right to decide and the right to vote
Legal capacity can be partially removed, but people with intellectual disabilities are allowed to vote and stand for elections. Voting is made accessible for people with intellectual disabilities but there are many practical obstacles.

8.4

The right to live independently and to be included in the community
Some adults with intellectual disabilities live in smaller institutions. Very few live in large institutions.

5.9

Housing and support
Some people with intellectual disabilities live with their family, very few live in their own place. There is support for families. Disability benefits go to the person with an intellectual disability.

6.1

Education
Many children with intellectual disabilities go to mainstream schools. Some go to special schools. There is no national strategy towards inclusive education.

5.4

Employment
Very few people with intellectual disabilities have a job on the open labour market. Some work in 'protected employment' and some attend daycare. People risk losing their disability benefits when they have a paid job. 'Protected employment' does not pay minimum wage.

3.7

Healthcare
People with intellectual disabilities have access to general healthcare but there are barriers. Reproductive health decisions are to be made by the individual, but families and professionals have a lot of influence.

6.9

Representation
People with intellectual disabilities are represented in the national cross-disability organisation, but there is no person with an intellectual disability on the board/council. There is no national platform of self-advocates.

5.4

Number of people with intellectual disabilities in	
Large institutions	288
Smaller institutions	8,539
Small care homes	No data available
Psychiatric hospitals	No data available
Mainstream education	6,000
Special education	3,288
No education	No data available

Disclaimer:
these are the reported or estimated numbers of the country. In most cases, in reality, the numbers will be higher as the data is underreported or missing entirely.

> “The right to self-determination is not always respected, for example in issues related to medication. Periodic health examinations are not implemented equally. Access to various types of care is difficult — for instance, it is hard to find psychotherapists who are specialized in working with people with intellectual disabilities. Access to rehabilitation has worsened due to budget cuts.”

> “Funding for organizations has already been reduced and will be cut further, which makes advocacy and rights monitoring more difficult.”

> “We think Finland should do much better. The situation has not improved since 2024 — in fact, values have hardened, and cuts and savings have further weakened inclusion, among other things.”



France

5.1
out of **10**

The right to decide and the right to vote
Legal capacity can be partially removed. People with intellectual disabilities are allowed to vote, but can be limited to stand for elections. There is some support available to make voting accessible.

5.9

The right to live independently and to be included in the community
Most adults with intellectual disabilities live in smaller institutions and small care homes. Some live in large institutions, few live in psychiatric hospitals. New institutions have been opened in the past year.

2.3

Housing and support
Most adults with intellectual disabilities live with their family, and they receive little support. Few live in their own place. Disability benefits go to the family of a person with an intellectual disability. There is a mechanism to assess quality of services.

6.7

Education
Most children with intellectual disabilities go to special schools, some go to mainstream schools. Few have no education. There is a national strategy towards inclusive education.

6.0

Employment
There is no data on employment of adults with intellectual disabilities available. Adults working in protected employment do not get paid minimum wage.

3.4

Healthcare
Most people with intellectual disabilities have access to general healthcare. There is no easy-to-read information on healthcare available. Reproductive health decisions are to be made by the individual. Forced sterilisation can still be performed.

4.7

Representation
People with intellectual disabilities are represented in the national cross-disability organisation and there is a person with an intellectual disability on the board/council. There is a national platform of self-advocates.

6.8

Number of people with intellectual disabilities in*	
Large institutions	311,700
Smaller institutions	No data available
Small care homes	No data available
Psychiatric hospitals	No data available
Mainstream education	4,500
Special education	8,600
No education	1,400

Disclaimer:
these are the reported or estimated numbers of the country. In most cases, in reality, the numbers will be higher as the data is underreported or missing entirely.

*Data is taken from 2023 as we did not receive new data in 2024, 2025 or 2026.

> “Out of 3,603 children with disabilities surveyed, 13% have no school hours per week and 38% have between 0 and 6 hours of schooling per week. Despite the government's promises and ambitions, these figures reveal the limitations of a system under strain, where the elimination of specialised positions, recruitment difficulties, and insufficient training for teachers and AESH (accompanying educational and social staff) are hindering the stated objectives.”[11]

> “There is a persistent lack of training for polling station staff.”

11 Unapei, 2025, Communique de presse #JaiPasEcole



Georgia

4.4 out of **10**

The right to decide and the right to vote
The law says people should have support to make decisions and keep their legal capacity. People with intellectual disabilities can stand for elections. There is some support available to make voting accessible.

8.5

The right to live independently and to be included in the community
Some adults with intellectual disabilities live in smaller and some live in larger care institutions. Some live in small care homes.

3.3

Housing and support
Most people with intellectual disabilities live with their family. There is a lack of support for families. Disability benefits go to the person with an intellectual disability.

2.6

Education
Most children with intellectual disabilities go to mainstream schools. Very few go to special schools. There is no national strategy towards inclusive education.

5.8

Employment
Very few people with intellectual disabilities have a job on the open labour market. People do not risk losing their disability benefits when they have a paid job. 'Protected employment' does not pay minimum wage.

3.3

Healthcare
People with intellectual disabilities do not have access to general healthcare and there are no measures available to make healthcare accessible. There is no freedom of choice for reproductive health decisions. People with intellectual disabilities cannot be forcibly sterilised.

2.3

Representation
People with intellectual disabilities are not represented in the national cross-disability organisation, but there is a person with an intellectual disability on the board/council. There is a national platform of self-advocates.

4.0

Number of people with intellectual disabilities in	
Large institutions	No data available
Smaller institutions	No data available
Small care homes	No data available
Psychiatric hospitals	No data available
Mainstream education	No data available
Special education	No data available
No education	No data available

Disclaimer:
these are the reported or estimated numbers of the country. In most cases, in reality, the numbers will be higher as the data is underreported or missing entirely.

> “Georgia lacks a systemic network of services that enable independent living. There are no functioning personal assistance programs, supported housing models, or local community centers designed to provide daily life support and inclusion. Most people with intellectual disabilities still depend entirely on their families, which limits their autonomy and social participation”

> “Employment remains one of the biggest challenges for people with intellectual disabilities in Georgia.”

> “Healthcare for people with intellectual disabilities in Georgia remains deeply inadequate and fragmented [...] The situation is especially dire in the area of women’s healthcare. Many women with intellectual disabilities face barriers in accessing reproductive and sexual health services, experience discrimination from medical professionals, and lack information in accessible formats. Preventive care, gynecological services, and mental health support are all critically underdeveloped.”



Germany

5.5 out of **10**

The right to decide and the right to vote
The law says people should have support to make decisions and keep their legal capacity. People with intellectual disabilities can vote and stand for elections. Voting is made accessible.

9.8

The right to live independently and to be included in the community
Many adults with intellectual disabilities live in small care homes. Many live in large and smaller care institutions. New institutions have been opened in the past year.

4.4

Housing and support
Many people with intellectual disabilities live with their family, several live in their own place. There is support for families. Disability benefits go to the person with an intellectual disability.

5.6

Education
Most children with intellectual disabilities go to special schools. Some go to mainstream schools. There is no national strategy towards inclusive education.

4.1

Employment
Very few people with intellectual disabilities have a job on the open labour market. Some attend daycare. Most are working in 'protected employment', which does not pay minimum wage. People do not risk losing their disability benefits.

4.8

Healthcare
Most people with intellectual disabilities have access to general healthcare but there are some accessibility barriers. Reproductive health decisions are to be made by the individual, but families and professionals have a lot of influence. Forced sterilisation is still performed.

4.9

Representation
People with intellectual disabilities are represented in the national cross-disability organisation, but there is no person with an intellectual disability on the board/council. There is no national platform of self-advocates.

5.0

Number of people with intellectual disabilities in	
Large institutions	150,000
Smaller institutions	40,000
Small care homes	300,000
Psychiatric hospitals	10,000
Mainstream education	258,081
Special education	323,183
No education	No data available

Disclaimer:
these are the reported or estimated numbers of the country. In most cases, in reality, the numbers will be higher as the data is underreported or missing entirely.

> “All the different disability benefits systems do not interact very well and they all have different allocations systems behind. Some are tax paid, some are insurances. Theoretically there is a system for any need possible but in practice it is very hard to acquire.”

> “Sometimes due to lack of assistants, people with intellectual disabilities are sent home to their families, or families are required to help out in the assisted living arrangement.”



Greece

3.7 out of **10**

The right to decide and the right to vote
Legal capacity can be fully removed and this can restrict the right to vote and stand for elections. Voting is not made accessible.

1.0

The right to live independently and to be included in the community
Several adults with intellectual disabilities live in large institutions, several live in smaller institutions and several live in small care homes.

3.1

Housing and support
Most adults with intellectual disabilities live with their family, very few live in their own place. Disability benefits go directly to the person with an intellectual disability. There is a mechanism to assess quality of services, but it needs to be improved.

4.5

Education
Most children with intellectual disabilities go to mainstream schools, some go to special schools. There is no national strategy towards inclusive education.

6.3

Employment
Most adults with intellectual disabilities attend daycare, very few have a job on the open labour market. They risk losing disability benefits when they have a paid job. Several are in 'protected employment', which pays minimum wage.

2.7

Healthcare
Almost all people with intellectual disabilities have access to healthcare. Access to sex education is poor. There is little freedom of choice on reproductive health. People with intellectual disabilities cannot be forcibly sterilised by law.

5.9

Representation
People with intellectual disabilities are not represented in the national cross-disability organisation, and there is no one with an intellectual disability on the board/council. There is no national platform of self-advocates.

2.4

Number of people with intellectual disabilities in	
Large institutions	1,800
Smaller institutions	500
Small care homes	800
Psychiatric hospitals	50
Mainstream education	35,000
Special education	2,500
No education	No data available

Disclaimer:
these are the reported or estimated numbers of the country. In most cases, in reality, the numbers will be higher as the data is underreported or missing entirely.

> “There is an absence of easy-to-read materials explaining the rights of people with disabilities and the process of elections and the political programmes of political parties. There is also an absence of active self-advocacy groups with an institutional role at local or national level.”[12]

> “Housing is a big issue in Greece, not only for people with disabilities, thus housing in general is a priority for the government and a new legislative framework is in process. A reform, regarding housing for people with disabilities, has been announced, based on our national disability strategy. For the first time organisations are given the opportunity to receive funding for the construction of houses by regional operational programs.”

12 Inclusion Europe, 2024, Self-advocacy meetings in Greece to improve political participation



Hungary

4.4 out of **10**

The right to decide and the right to vote
Legal capacity can be fully removed and people with intellectual disabilities can be denied the right to vote and stand for elections. Some support is available to make voting accessible, but it is not sufficient.

3.1

The right to live independently and to be included in the community
Many adults with intellectual disabilities live in large and smaller institutions. Several live in small care homes and several live in psychiatric hospitals.

3.0

Housing and support
Most adults with intellectual disabilities live with their family. Several live in their own place. Few are homeless. There is no plan for when the family can no longer provide support. There is a mechanism to assess quality of services, but it is not sufficient.

4.1

Education
Most children with intellectual disabilities go to special schools, several go to mainstream schools. There is no national strategy towards inclusive education.

4.7

Employment
Many people with intellectual disabilities are in 'protected employment'. There are several types of 'protected employment'. Many people who are in 'protected employment' do not receive the minimum wage. Many attend daycare and many stay at home. Several are employed on the open labour market.

4.9

Healthcare
Most people with intellectual disabilities have access to general healthcare and women's health, several have access to the dentist. Access to sex education is poor. Little freedom of choice in reproductive health. People with intellectual disabilities can be forcibly sterilised.

3.7

Representation
People with intellectual disabilities are represented in the national cross-disability organisation, and there is a person with an intellectual disability on the board/council. There is no national platform of self-advocates.

7.6

Number of people with intellectual disabilities in	
Large institutions	10,000
Smaller institutions	3,000
Small care homes	500
Psychiatric hospitals	No data available
Mainstream education	No data available
Special education	No data available
No education	No data available

Disclaimer:
these are the reported or estimated numbers of the country. In most cases, in reality, the numbers will be higher as the data is underreported or missing entirely.

> “Officially children go to integrated schools, but in reality they are not inclusive. They are separated from the other children. People who should be more supported, they can't access the education at all.”

> “People with intellectual disabilities can choose to have children but they are under microscope and don't get any help.”

> “We had cases where the healthcare system was proven to be full for months. There is a general crisis including the conditions of the institutions and the lack of doctors.”



Iceland

7.0 out of **10**

The right to decide and the right to vote
The law says that people with intellectual disabilities should have legal capacity and support to make decisions. There is support provided by the government to make voting accessible.

9.2

The right to live independently and to be included in the community
Almost all people with intellectual disabilities live in small care homes. All large institutions have been closed.

7.1

Housing and support
Many adults with intellectual disabilities live with their family. Many live in their own place. The government provides some support to families. Disability benefits go directly to the person with disability.

6.3

Education
Most children with intellectual disabilities go to special schools, some go to mainstream schools. There is a national strategy towards inclusive education.

7.2

Employment
Some people with intellectual disabilities are employed on the open labour market. People risk losing disability benefits when they have a paid job. Many are in 'protected employment', which does not pay minimum wage. Several go to a daycare. Several are sitting at home. There are measures in place to make jobs accessible.

4.5

Healthcare
Almost all people with intellectual disabilities have access to healthcare. Access to sex education is poor. People with intellectual disabilities have freedom of choice on issues regarding reproductive health. Forced sterilisation is still performed.

5.5

Representation
People with intellectual disabilities are part of the national cross-disability organisation, and there is a person with an intellectual disability on the board/ council. There is a national platform of self-advocates.

9.2

Number of people with intellectual disabilities in	
Large institutions	0
Smaller institutions	No data available
Small care homes	814
Psychiatric hospitals	No data available
Mainstream education	No data available
Special education	133
No education	0

Disclaimer:
these are the reported or estimated numbers of the country. In most cases, in reality, the numbers will be higher as the data is underreported or missing entirely.

> “When a family can no longer take care of their child with an intellectual disability, the municipality provides services. When the person has not turned 18, they go for to stay at a ‘short term stay houses’. If they are over 18, they get assistant housing.”

> “When a person with a disability is also an immigrant, the system only provides services for one or the other. It’s like the system can’t handle both of these variables at the same time.”[13]

13 Throskahjálp, 2025, „Þau fluttu inn vinnuafl en fengu fólk“ — um Vorráðstefnu Ráðgjafar- og greiningarstöðvar og Þroskahjálpar



Ireland

7.4
out of **10**

The right to decide and the right to vote
The law says that people with intellectual disabilities should have legal capacity and support to make decisions. People have the right to vote and to stand for elections. There is a person with an intellectual disability elected to a national committee.

9.2

The right to live independently and to be included in the community
Most adults with intellectual disabilities live in small care homes and several adults live in smaller care institutions. Institutions have been closed and no new institutions have been opened in the past year.

8.4

Housing and support
Most adults with intellectual disabilities live with their family, few people live in their own place. Disability benefits go directly to the person with an intellectual disability. There is a mechanism to assess quality of services.

5.5

Education
Most children with intellectual disabilities go to mainstream schools, several go to special schools. There is a national strategy towards inclusive education.

8.1

Employment
Some people with intellectual disabilities have a job on the open labour market, most attend daycare and some stay at home. People risk losing part of disability benefits when they have a paid job. There are some measures to make jobs accessible.

3.2

Healthcare
Most people with intellectual disabilities have access to healthcare. There are measures in place to make healthcare accessible, but staff are sometimes unaware about intellectual disabilities. People with intellectual disabilities cannot be forcibly sterilised.

8.2

Representation
People with intellectual disabilities are represented in the national cross-disability organisation. There is a person with an intellectual disability on the board/ council. There is a national platform of self-advocates.

9.0

Number of people with intellectual disabilities in	
Large institutions	No data available
Smaller institutions	2,111
Small care homes	No data available
Psychiatric hospitals	No data available
Mainstream education	No data available
Special education	No data available
No education	No data available

Disclaimer:
these are the reported or estimated numbers of the country. In most cases, in reality, the numbers will be higher as the data is underreported or missing entirely.

> "An ordinary life should not be an extraordinary ambition. To make this possible, Ireland needs to plan earlier and differently. Every person with an intellectual disability should have an individual housing plan from young adulthood, developed with them and the people they choose to involve. We also need long-term funding, better regional data, joined-up planning between health and housing and a workforce equipped not only to provide care, but to support people to build relationships, make connections and belong. Because the goal cannot simply be to provide more places. The goal must be to support more people to have homes, relationships, choices and lives of their own."[14]

14 Inclusion Ireland, 2026, Budget 2027: Investing in the Right to an Ordinary life.



Israel

6.6 out of **10**

The right to decide and the right to vote
Legal capacity can be partially removed. People with intellectual disabilities have the right vote and to stand for elections. There are measures to make voting more accessible.

7.6

The right to live independently and to be included in the community
Most people with intellectual disabilities live in large institutions. Some live in smaller institutions and some live in small care homes.

5.7

Housing and support
Most adults with intellectual disabilities live with their family. Some live in their own place. Disability benefits go directly to the person with an intellectual disability. There is a mechanism to assess quality of services, but it is insufficient.

6.2

Education
Most children with intellectual disabilities go to special schools, several go to mainstream schools. There is a national strategy towards inclusive education.

6.5

Employment
Some people with intellectual disabilities have a job on the open labour market. Many are in 'protected employment', many attend daycare and many stay at home. People risk losing their disability benefits when they have a paid job. 'Protected employment' does not pay minimum wage. Some measures to make jobs accessible.

4.3

Healthcare
Most people with intellectual disabilities have access to general healthcare. Most have access to the dentist, and most have access to women's health. People with intellectual disabilities cannot be forcibly sterilised.

6.6

Representation
People with intellectual disabilities are represented in the national cross-disability organisation, and there is a person with an intellectual disability on the board/council. There is a national platform of self-advocates.

9.2

Number of people with intellectual disabilities in	
Large institutions	7,500
Smaller institutions	500
Small care homes	1,500
Psychiatric hospitals	0
Mainstream education	100
Special education	9,500
No education	0

Disclaimer:
these are the reported or estimated numbers of the country. In most cases, in reality, the numbers will be higher as the data is underreported or missing entirely.

> “Many adults with intellectual disabilities still live in large institutional settings due to a shortage of affordable, accessible community housing options that offer the right level of support. Demand for supported housing and services often exceeds supply, leading to long waiting times for placement in suitable living arrangements. Even when housing is available, support services such as personal assistance, day programs, and healthcare can be insufficient, inconsistent, or poorly coordinated.”

Disclaimer:
The information presented on Israel does not reflect the situation of people with intellectual disabilities living in Palestine. For more information regarding people with disabilities in Palestine, please refer to the UN report on persons with disabilities in the occupied Palestinian territory.



Italy

5.6 out of **10**

The right to decide and the right to vote
Legal capacity can be fully removed, but this does not limit the right to vote or to stand for elections. Measures to make voting more accessible are in practice only provided by non-governmental organisations.

5.9

The right to live independently and to be included in the community
Large institutions are widespread. Some adults with intellectual disabilities live in institutions of varying size.

3.9

Housing and support
Most adults with intellectual disabilities live with their families, often without adequate support. Services guaranteed by the public system are insufficient and unsuitable to rights and quality of life.

4.7

Education
All children with intellectual disabilities go to mainstream schools. Students have the right to special support. But sufficient support is not guaranteed.

8.4

Employment
Very few people with intellectual disabilities have a job on the open labour market, and they risk losing their benefits when they have a paid job. Some people with intellectual disabilities attend daycare and some stay at home.

3.5

Healthcare
The right to access healthcare for people with intellectual disabilities is not guaranteed. Few health facilities have specific protocols. Staff is often unprepared and the risks to people with disabilities are very high.

5.3

Representation
People with intellectual disabilities are represented in the national cross-disability organisation, but there is no person with an intellectual disability on the board/council. There is a national platform of self-advocates.

7.6

Number of people with intellectual disabilities in	
Large institutions	No data available
Smaller institutions	No data available
Small care homes	No data available
Psychiatric hospitals	No data available
Mainstream education	125,000
Special education	No data available
No education	No data available

Disclaimer:
these are the reported or estimated numbers of the country. In most cases, in reality, the numbers will be higher as the data is underreported or missing entirely.

> “Initiatives to provide easy-to-read information on voting and electoral programs are carried out only by associations such as Anffas. There is no law that adequately supports the exercise of the right to vote for individuals with intellectual disabilities.”

> “An important reform has been prepared to implement the Convention on the Rights of People with Disabilities (CRPD) in Italy, especially focusing on the right to a personalised and participatory individual life project. The Disability Reform is currently in its initial experimental phase and is expected to become fully operational by 2027. However, shortcomings remain in areas such as school and work inclusion, and the right to health.”



Lithuania

5.0 out of **10**

The right to decide and the right to vote
Legal capacity can be partially removed, and this can deny people their right to vote or stand for elections. There are some measures to make voting accessible.

4.1

The right to live independently and to be included in the community
Most adults with intellectual disabilities live in large institutions. Several live in smaller institutions and small care homes. New institutions have been opened in the last year.

4.0

Housing and support
Most adults with intellectual disabilities live with their family. Very few live in their own place. Disability benefits go to the person with an intellectual disability. There is a mechanism to assess quality of services.

5.0

Education
Most children with intellectual disabilities go to special schools. There is a national strategy towards inclusive education.

6.7

Employment
Very few people with intellectual disabilities have a job on the open labour market. They risk losing disability benefits when they have a paid job. Most attend daycare and several stay at home.

3.9

Healthcare
Almost all people with intellectual disabilities have access to general healthcare. Many have access to the dentist and women's health. People with intellectual disabilities have very little freedom of choice about their reproductive health. People with intellectual disabilities can be forcibly sterilised.

4.0

Representation
People with intellectual disabilities are represented in the national cross-disability organisation, but there is no person with an intellectual disability on the board/council. There is a national platform of self-advocates.

7.4

Number of people with intellectual disabilities in	
Large institutions	4,735
Smaller institutions	900
Small care homes	1,200
Psychiatric hospitals	100
Mainstream education	No data available
Special education	4,000
No education	600

Disclaimer:
these are the reported or estimated numbers of the country. In most cases, in reality, the numbers will be higher as the data is underreported or missing entirely.

> “The institutions have not been closed. Thanks to the deinstitutionalisation process persons with light form of intellectual disability are moved to live in group living homes.”

> “The government should create more various services for persons with severe form of intellectual disability to perform their right to live independently and to be included into community. Our organisation is actively participating in this process — negotiations with government and municipalities in Lithuania.”

> “The process of employment of persons with intellectual disability in Lithuania is just developing that is why the employers, persons with intellectual disability need to get necessary help in every step.”



Luxembourg

7.1 out of **10**

The right to decide and the right to vote
Legal capacity can be partially removed, but it does not limit the right to vote or to stand for elections. There are some measures to make voting accessible.

8.0

The right to live independently and to be included in the community
Some people with intellectual disabilities live in smaller institutions. Many live in small care homes.

6.5

Housing and support
Many people with intellectual disabilities live with their families. Some live in their own place. Disability benefits go to the person with an intellectual disability. There is a mechanism to assess quality of services, but it is not sufficient.

6.4

Education
Some children with intellectual disabilities go to mainstream schools. Most go to special schools. There is a strategy towards inclusive education.

6.9

Employment
Some adults with intellectual disabilities are employed on the open labour market. They risk losing disability benefits when they have a paid job. Most people with intellectual disabilities are in 'protected employment', which pays at least minimum wage. Some attend daycare.

6.0

Healthcare
People with intellectual disabilities have access to general healthcare, the dentist and women's health. There is some easy-to-read information on healthcare available. People with intellectual disabilities have freedom of choice on issues regarding reproductive health. People with intellectual disabilities cannot be forcibly sterilised.

8.3

Representation
People with intellectual disabilities are part of the national cross-disability organisation, but there is no person with an intellectual disability on the board/council. There is a national platform of self-advocates.

7.6

Number of people with intellectual disabilities in	
Large institutions	8
Smaller institutions	254
Small care homes	429
Psychiatric hospitals	No data available
Mainstream education	No data available
Special education	No data available
No education	No data available

Disclaimer:
these are the reported or estimated numbers of the country. In most cases, in reality, the numbers will be higher as the data is underreported or missing entirely.

> “Easy-to-read information provided by the government/administrations and political parties is improvable.”

> “It is a great concern for parents and families of children and adults with intellectual disabilities to find an answer to the question: where can my child live if I can no longer look after him, and where is he best looked after, according to his needs. A home, a place to live, to live and to feel comfortable, is an important right for everyone to be integrated into society.”[15]

15 APEMH, 2025, Wunnen a Liewe fir Leit mat Beanträchtegung



Malta

5.1 out of **10**

The right to decide and the right to vote
The law says people with intellectual disabilities should have support to make decisions and keep their legal capacity. People with intellectual disabilities can stand for elections. Voting is not made accessible.

6.5 ↑

The right to live independently and to be included in the community
Many adults with intellectual disabilities live in large institutions and in smaller institutions. Some live in small care homes and some live in psychiatric hospitals. New institutions have been opened in the past year.

2.6

Housing and support
Most adults with intellectual disabilities live with their family, a small number live in their own place and some are homeless. Families receive little support. Disability benefits do not always go to the person with an intellectual disability.

2.2

Education
Most children with intellectual disabilities go to mainstream schools but the quality of education is poor. Some go to special schools. There is a national strategy towards inclusive education.

7.5

Employment
Some people with intellectual disabilities are employed on the open labour market. Many attend daycare. People with intellectual disabilities do not risk losing their disability benefits when they have a paid job. There are some measures in place to make jobs accessible. 'Protected employment' pays minimum wage.

7.0

Healthcare
People with intellectual disabilities have access to general healthcare. They have little freedom of choice in reproductive health. People cannot be forcibly sterilised.

7.1

Representation
People with intellectual disabilities are represented within the national disability organisation, but there is nobody with an intellectual disability on the board/ council. There is no national platform of self-advocates.

3.0

Number of people with intellectual disabilities in	
Large institutions	95
Smaller institutions	163
Small care homes	No data available
Psychiatric hospitals	No data available
Mainstream education	4,228
Special education	307
No education	No data available

Disclaimer:
these are the reported or estimated numbers of the country. In most cases, in reality, the numbers will be higher as the data is underreported or missing entirely.

↑ Malta introduced a new supported decision-making law.[16]

“In Malta there is lack of affordable housing for persons with disability who do not have the means to buy or rent their own accommodation. Furthermore, we lack enough personnel to support persons with intellectual disability to live in the community.”

“Unfortunately due to lack of personnel, the services and so the beneficiaries, are suffering — either services are not of good quality because professionals have many beneficiaries allocated to them or because of waiting lists.”

16 Government of Malta. (2026, April 24). Personal Autonomy and Supported Decision-Making Act, 2026 (Act No. XIII of 2026). Government Gazette of Malta No. 21,629. https://legislation.mt/eli/act/2026/13



Moldova

6.0 out of **10**

The right to decide and the right to vote
The law says people should have support to make decisions and keep their legal capacity. People with intellectual disabilities can vote and stand for elections. There are some measures to make voting accessible.

8.7

The right to live independently and to be included in the community
Most adults with intellectual disabilities live in large care institutions. Some live in smaller institutions. Very few live in small care homes.

3.0

Housing and support
Most people with intellectual disabilities live with their family, very few live in their own place. There is support for families. Disability benefits go to the person with an intellectual disability.

6.1

Education
Most children with intellectual disabilities go to mainstream schools. Some go to special schools. There is a national strategy towards inclusive education.

8.1

Employment
Some people with intellectual disabilities have a job on the open labour market. Most are sitting at home. People do not risk losing their disability benefits when they have a paid job.

5.2

Healthcare
Most people with intellectual disabilities have access to general healthcare, many have access to women healthcare. Some have access to the dentist. Freedom of choice is respected in reproductive health decisions. People with intellectual disabilities cannot be forcibly sterilised.

5.5

Representation
People with intellectual disabilities are represented in the national cross-disability organisation, but there is no person with an intellectual disability on the board/council. There is a national platform of self-advocates.

5.2

Number of people with intellectual disabilities in	
Large institutions	2,000
Smaller institutions	200
Small care homes	200
Psychiatric hospitals	100
Mainstream education	3,000
Special education	200
No education	No data available

Disclaimer:
these are the reported or estimated numbers of the country. In most cases, in reality, the numbers will be higher as the data is underreported or missing entirely.

> “All the different disability benefits systems do not interact very well and they all have different allocations systems behind. Some are tax paid, some are insurances. Theoretically there is a system for any need possible but in practice it is very hard to acquire.”

> “Sometimes due to lack of assistants, people with intellectual disabilities are sent home to their families, or families are required to help out in the assisted living arrangement.”



Netherlands

4.5 out of **10**

The right to decide and the right to vote
Legal capacity can be fully removed, but people with intellectual disabilities are able to vote and stand for elections. Limited support available to make voting accessible.

5.8

The right to live independently and to be included in the community
Most adults with intellectual disabilities live in large institutions, some live in small care homes and many live in psychiatric hospitals.

2.5

Housing and support
Most adults with intellectual disabilities live with their family. Some live in their own place. When parents can no longer provide support, the person with an intellectual disability will likely move to an institution. Disability benefits go to the person with an intellectual disability.

5.1

Education
Almost all children with intellectual disabilities go to special schools. Very few go to mainstream schools. Some receive no education. There is an inclusive education policy.

4.3 ↑

Employment
Very few people with intellectual disabilities have a job on the open labour market. They risk losing their disability benefits when they earn their own salary. Most people with intellectual disabilities attend daycare activities.

1.7

Healthcare
Many people with intellectual disabilities have access to general healthcare. Limited measures in place to make healthcare accessible. People with intellectual disabilities have little freedom of choice in reproductive health. By law people cannot be forcibly sterilised, but it is performed.

5.0

Representation
People with intellectual disabilities are represented in the national cross-disability organisation, and there is a person with an intellectual disability on the board/council. There is a national platform of self-advocates.

7.4

Number of people with intellectual disabilities in	
Large institutions	100,000
Smaller institutions	20,000
Small care homes	660
Psychiatric hospitals	17,000
Mainstream education	300
Special education	75,000
No education	11,194

Disclaimer:
these are the reported or estimated numbers of the country. In most cases, in reality, the numbers will be higher as the data is underreported or missing entirely.

↑ The Netherlands introduced a new inclusive education policy.[17]

❝ "The UN committee criticised the Dutch government in its concluding observations for having no intention to work on deinstitutionalisation. Dutch government denies that article 19 in the UN CRPD calls for deinstitutionalisation. The new implementation plan for the CRPD in upcoming years completely ignores deinstitutionalisation."

17 Government of the Netherlands. Ministry of Education, Culture and Science (Netherlands). (n.d.). Inclusive education in 2035 [Inclusief onderwijs in 2035]. The goal of providing by 2035 enough inclusive schools for students who wish to be educated in an inclusive school. https://www.rijksoverheid.nl/themas/onderwijs/inclusief-onderwijs/inclusief-onderwijs-in-2035



Norway

6.5 out of **10**

The right to decide and the right to vote
The law says that people with intellectual disabilities should have legal capacity and support to make decisions. There is little support provided by the government to make voting accessible.

8.5

The right to live independently and to be included in the community
Most adults with intellectual disabilities live in small care homes and some live in smaller institutions. There are no large institutions. Institutions have been closed and no new institutions have been opened in the past year.

9.1

Housing and support
Some adults with intellectual disabilities live with their family. Many live in their own place. Disability benefits go directly to the person with a disability. There is a mechanism to assess quality of services.

6.2

Education
Many children with intellectual disabilities go to mainstream schools, some go to special schools. There is a national strategy towards inclusive education.

7.3

Employment
Very few people with intellectual disabilities have a job on the open labour market. They risk losing disability benefits when they earn money. Most people work in 'protected employment,' and some attend daycare or stay at home. 'Protected employment' pays minimum wage.

4.2

Healthcare
All people with intellectual disabilities have access to healthcare. Health insurance is free/discounted. Poor sex education, and little freedom of choice in reproductive health. People with intellectual disabilities can be forcibly sterilised.

4.9

Representation
People with intellectual disabilities are represented in the national cross-disability organisation, but there is no person with an intellectual disability on the board/council. There is no national platform of self-advocates.

5.0

Number of people with intellectual disabilities in	
Large institutions	0
Smaller institutions	3,000
Small care homes	7,000
Psychiatric hospitals	No data available
Mainstream education	6,000
Special education	4,000
No education	No data available

Disclaimer:
these are the reported or estimated numbers of the country. In most cases, in reality, the numbers will be higher as the data is underreported or missing entirely.

> “Developments in the area of employment have been alarmingly poor. In 1994, only five percent were not registered with any form of employment, including day centres. In 2010, 11.7 percent were without any arrangement or measure, and today 53 percent of people with intellectual disabilities are not registered as employed, either through work-related measures or day programs.”[18]

> “We at the Norwegian Association for the Disabled (NFU) have long observed how an increasing number of municipalities — under pressure from financial, organisational and staffing constraints — are no longer able to deliver statutory services. People with intellectual disabilities are falling between the cracks, and their relatives are becoming exhausted.”[19]

18 NFU, 2025, Samfunn for alle Nr 4 2025
19 NFU, 2025, Når hjelpen uteblir: Institusjonslengsel er et faresignal - ikke en løsning



Poland

4.0 out of **10**

The right to decide and the right to vote
Legal capacity can be fully removed. The right to vote and the right to stand for elections can be denied. There is little support available to make voting accessible.

3.3

The right to live independently and to be included in the community
Most people with intellectual disabilities live in large institutions, several live in smaller institutions and few in small care homes. Few people live in psychiatric hospitals.

3.4

Housing and support
Most adults with intellectual disabilities live with their family. Very few live in their own home. Some support is available for families. Disability benefits go to the person with a disability; when a person has their legal capacity removed, benefits are allocated to the family or to a service provider. No mechanism for quality of services.

2.5

Education
Most children with intellectual disabilities go to mainstream schools, several go to special schools. There is no national strategy for inclusive education.

5.9

Employment
Very few people with intellectual disabilities work in the open labour market. Some work in 'protected employment'. Many attend daycare and several stay at home. People risk losing some of their disability benefits when they earn money. 'Protected employment' pays at least minimum wage.

5.3 ↑

Healthcare
All people with intellectual disabilities have access to general healthcare. Little measures in place to make healthcare accessible. There is little freedom of choice in reproductive health. People with intellectual disabilities cannot be forcibly sterilised.

4.6

Representation
People with intellectual disabilities are represented in the national cross-disability organisation, but there is no person with an intellectual disability on its board/council. There is no national platform of self-advocates.

3.0

Number of people with intellectual disabilities in	
Large institutions	No data available
Smaller institutions	No data available
Small care homes	No data available
Psychiatric hospitals	No data available
Mainstream education	113,800
Special education	52,000
No education	No data available

Disclaimer:
these are the reported or estimated numbers of the country. In most cases, in reality, the numbers will be higher as the data is underreported or missing entirely.

↑ Poland introduced a new type of financial benefits that is not income-tested.[20] However, there are still other types of disability benefits that are income-tested. People with intellectual disabilities can lose those if they get a paid job.

“The election campaign is not accessible, party materials are not in easy-to-read, meetings with voters are not conducted in simple language. There is no civic education among this group of people. A huge problem is the residents of residential institutions who are instructed who to vote for. There are problems with maintaining the secrecy of the vote.”

“A reform of the social welfare system was planned for this year, including a proposal to prohibit the placement of children with disabilities in big care homes (DPS); unfortunately, these institutions opposed the reform. Poland still has a long way to go toward deinstitutionalization; existing strategies are not being implemented, and, in any case, they do not call for the closure of big care homes, but rather for their restructuring.”

20 https://www.gov.pl/web/family/support-allowance-from-1-january-this-year-find-out-more



Portugal

4.5 out of **10**

The right to decide and the right to vote
Legal capacity can be partially removed. This can restrict the right to vote and the right to stand for elections. Easy-to-read information on voting is provided, but only some parties provide easy-to-read information.

4.4

The right to live independently and to be included in the community
Many adults with intellectual disabilities live in smaller institutions. Several live in large care institutions or small care homes. New institutions have been opened in the past year.

4.0

Housing and support
Most adults with intellectual disabilities live with their family. Some live in their own place. Some support available for families. Disability benefits go to the person with an intellectual disability. Lack of adequate housing and disability support.

4.6

Education
Most children with intellectual disabilities go to mainstream schools. Very few go to special schools. There is a national strategy towards inclusive education.

8.2

Employment
Very few people with intellectual disabilities have a job on the open labour market. Most attend daycare. Some are working in 'protect employment' and some stay at home. People do not risk losing their disability benefits when they have a paid job. 'Protected employment' does not pay minimum wage.

4.2

Healthcare
All people with intellectual disabilities have access to general healthcare. Only some have access to the dentist and women's health. Little freedom of choice in reproductive health. Forced sterilisation is possible under certain conditions.

3.5

Representation
People with intellectual disabilities are not represented in the national cross-disability organisation, and there is no person with an intellectual disability on the board/council. There is a national platform of self-advocates.

2.8

Number of people with intellectual disabilities in	
Large institutions	1,500
Smaller institutions	3,600
Small care homes	780
Psychiatric hospitals	120
Mainstream education	9,000
Special education	1,000
No education	No data available

Disclaimer:
these are the reported or estimated numbers of the country. In most cases, in reality, the numbers will be higher as the data is underreported or missing entirely.

> “People with intellectual disabilities often do not get to choose their living arrangements. Many are placed in residential homes or remain with their families, not because that is their preference, but because other options do not exist. The lack of accessible, supported housing makes it difficult for them to make meaningful choices about their lives.”

> “One of the most significant difficulties arises after their child leaves the education system. There is often a gap in services for adults, leaving families without structured day activities, employment support, or meaningful inclusion opportunities. Many parents express that their child ‘disappears from the system’ once formal schooling ends.”

> “People with disabilities and their families should help design services and housing. Their voices must be heard.”



Scotland

7.6
out of **10**

The right to decide and the right to vote
Legal capacity can be partially removed, but it does not limit the right to vote or to stand for elections. Voting is made accessible.

8.5

The right to live independently and to be included in the community
Some adults with intellectual disabilities live in small care homes and some live in psychiatric hospitals. Institutions have been closed and no new institutions have been opened in the past year.

7.5

Housing and support
Many adults with intellectual disabilities live with their family. Many live in their own place. After parents can no longer provide support, there is a plan to live independently. Disability benefits go to the person with an intellectual disability. There is a user-driven and understandable mechanism to assess quality of services.

7.8

Education
Most children with intellectual disabilities go to mainstream schools. Some go to special schools. There is a national strategy towards inclusive education.

8.7

Employment
Some people with intellectual disability have a job on the open labour market and some work in 'protected employment'. People risk losing disability benefits when earning money. 'Protected employment' pays at least minimum wage.

6.3

Healthcare
Most people with intellectual disabilities have access to healthcare, but there is a significant gap in health outcomes between people with intellectual disabilities and the rest of the population. People have freedom of choice on reproductive health. People with intellectual disabilities cannot be forcibly sterilised.

6.9

Representation
People with intellectual disabilities are part of the national cross-disability organisation, but there is no person with an intellectual disability on the board/council. There is a national platform of self-advocates.

7.8

Number of people with intellectual disabilities in	
Large institutions	No data available
Smaller institutions	300
Small care homes	900
Psychiatric hospitals	No data available
Mainstream education	10,800
Special education	2,000
No education	No data available

Disclaimer:
these are the reported or estimated numbers of the country. In most cases, in reality, the numbers will be higher as the data is underreported or missing entirely.

> "Too many people with intellectual disabilities who wish to work are still not given the opportunity — and most of the support comes through the work of charities, which carries challenges around funding."

> "Healthcare is free at the point of access in Scotland and everyone with an intellectual disability should be able to make use of it. However, we are still seeing people die 20 years on average before the rest of the population, mostly from avoidable causes. There is therefore a significant, and dangerous, gap between what is available and whether people are making use of it."

> "Scotland has made considerable progress in a number of areas — however there is much still to be done to deliver a truly inclusive country, with too many people with intellectual disabilities falling between the cracks and not being offered the chance to flourish as they should."



Slovenia

6.0 out of **10**

The right to decide and the right to vote
Legal capacity can be partially removed, but it does not limit the right to vote or to stand for elections. There is no easy-to-read information on voting provided.

7.5

The right to live independently and to be included in the community
Many adults with intellectual disabilities live in large institutions. Some live in smaller institutions and some live in small care homes. Institutions have been closed and no new institutions have been opened in the past year.

6.4

Housing and support
Many adults with intellectual disabilities live with their family. Very few live in their own place. When parents can no longer provide support, the person is likely to move to an institution or be supported by other family members. Disability benefits go to the person with an intellectual disability.

5.3

Education
Almost all children with intellectual disabilities go to special schools. Some go to mainstream schools. There is no national strategy towards inclusive education.

4.8

Employment
Very few people with intellectual disabilities have a job on the open labour market. Some are in 'protected employment' and most attend daycare. People do not risk losing disability benefits when they earn a salary. People in 'protected employment' get paid at least minimum wage.

5.9

Healthcare
People with intellectual disabilities have access to healthcare, but there are limited measures in place to make healthcare accessible. Little freedom of choice in reproductive health. People with intellectual disabilities cannot be forcibly sterilised.

7.1

Representation
People with intellectual disabilities are represented in the national cross-disability organisation, but there is no person with an intellectual disability on the board/council. There is a national platform of self-advocates.

5.2

Number of people with intellectual disabilities in	
Large institutions	733
Smaller institutions	716
Small care homes	No data available
Psychiatric hospitals	No data available
Mainstream education	5
Special education	1,355
No education	No data available

Disclaimer:
these are the reported or estimated numbers of the country. In most cases, in reality, the numbers will be higher as the data is underreported or missing entirely.

> “Support services for community living need to be established. To this end, legislation needs to be adapted, which our organisation has been striving to achieve for some time, with partial success.”

> “When it comes to children, abortion, and sterilization, individuals officially make their own decisions, but much depends on their guardians and how this sensitive topic is presented to them.”



Spain

6.9
out of **10**

The right to decide and the right to vote
By law, people with intellectual disabilities should have support to make decisions and keep their legal capacity. People with intellectual disabilities have the right to vote and to stand for elections. There are some measures in place to make voting accessible.

9.4

The right to live independently and to be included in the community
Most adults with intellectual disabilities live in large institutions. Some live in smaller institutions.

5.2

Housing and support
Almost all adults with intellectual disabilities live with their family. Very few live in their own place. There is support for families. Disability benefits go to the individual, family, or service provider. There is a mechanism to assess quality of services.

4.5

Education
Almost all children with intellectual disabilities go to mainstream schools. Some go to special schools. There is a national strategy towards inclusive education.

7.7

Employment
Very few people with intellectual disabilities are employed on the open labour market or work in 'protected employment'. Many attend daycare. People risk losing disability benefits when they earn money. 'Protected employment' pays at least minimum wage.

4.9

Healthcare
Most people with intellectual disabilities have access to healthcare. Very little easy-to-read information. Sex education is poor. Little freedom of choice in reproductive health. People with intellectual disabilities cannot be forcibly sterilised.

6.7

Representation
People with intellectual disabilities are represented in the national cross-disability organisation and there is a person with an intellectual disability on the board/council. There is a national platform of self-advocates.

10

Number of people with intellectual disabilities in	
Large institutions	10,000
Smaller institutions	5,000
Small care homes	5,000
Psychiatric hospitals	No data available
Mainstream education	55,133
Special education	17,330
No education	No data available

Disclaimer:
these are the reported or estimated numbers of the country. In most cases, in reality, the numbers will be higher as the data is underreported or missing entirely.

> "Planning for the future is the main concern for 62% of families, according to the data in Plena Inclusión's study. This is followed by difficulties in obtaining assistance and completing paperwork (60%) and understanding the support needed (58%). These issues reflect the key needs of families to ensure their well-being."[21]

> "Plena inclusión denounces that more than 400,000 people with intellectual and developmental disabilities in Spain lack equal access to information. This occurs because many media outlets fail to adapt news into easy-to-understand formats."[22]

21 Plena Inclusión, 2025, Un estudio revela cuáles son principales necesidades de información y formación de las familias de personas con discapacidad intelectual y del desarrollo

22 Plena Inclusión, 2025, Plena inclusión denuncia que el acceso a la información todavía es un derecho vulnerado para 400.000 personas con discapacidad intelectual en España



Sweden

6.6 out of **10**

The right to decide and the right to vote
Legal capacity can be partially removed, but people with intellectual disabilities can vote and stand for elections. There are measures in place to making voting accessible.

7.8

The right to live independently and to be included in the community
Most adults with intellectual disabilities live in small care homes. Several live in smaller care institutions. Institutions have been closed but new institutions have also been opened in the past year.

7.8

Housing and support
Some adults with intellectual disabilities live with their family. Some live in their own place. Support for families is available. People with intellectual disabilities move into small care homes at the age of 20-30.

6.6

Education
Almost all children with intellectual disabilities go to special schools. Very few go to mainstream schools. There is no national strategy towards inclusive education.

4.5

Employment
Several people with intellectual disabilities work in 'protected employment' and several stay at home. Several attend daycare. Very few are employed on the open labour market. People with a paid job risk losing disability benefits. 'Protected employment' pays at least minimum wage.

3.6

Healthcare
Most people with intellectual disabilities have access to healthcare. There are measures to make healthcare accessible, but application varies. There is access to sex education and some freedom of choice in reproductive health. People with intellectual disabilities cannot be forcibly sterilised.

7.1

Representation
People with intellectual disabilities are represented in the national cross-disability organisation and there is a person with an intellectual disability on the board/council. There is a national platform of self-advocates.

8.8

Number of people with intellectual disabilities in	
Large institutions	0
Smaller institutions	10,000
Small care homes	20,000
Psychiatric hospitals	No data available
Mainstream education	1,530
Special education	18,400
No education	No data available

Disclaimer:
these are the reported or estimated numbers of the country. In most cases, in reality, the numbers will be higher as the data is underreported or missing entirely.

> “Support is lacking in many small care homes around Sweden. Many describe high staff turnover, a lack of expertise in intellectual disability and absent managers.”[23]

> “Approximately half of the municipalities in Sweden have a shortage of group homes.”

> “There are huge differences between the regions in Sweden in terms of how they provide easy-to-read information on healthcare and trained healthcare staff. No region reaches the level we would like.”

23 FUB, 2025, FUB’s nya rapport om LSS-bostad visar stora brister



Switzerland

3.7 out of **10**

The right to decide and the right to vote
Legal capacity can be fully removed, and this can limit right to vote and stand for elections. Easy-to-read information on elections is available, but elections are not accessible.

2.3

The right to live independently and to be included in the community
Many adults with intellectual disabilities live in large institutions, some live in smaller institutions, and some live in small care homes. New institutions have been opened in the past year.

3.8

Housing and support
Most adults with intellectual disabilities live with their family. Several live in their own home. Families receive some support. Disability benefits go to the person with an intellectual disability or to the institution.

4.6

Education
Most children with intellectual disabilities go to special schools. Some go to mainstream schools. There is no national strategy towards inclusive education.

4.5

Employment
Very few people with intellectual disabilities have a job on the open labour market. Most work in 'protected employment'. Many attend daycare. People with intellectual disabilities risk losing disability benefits when they have a paid job. 'Protected employment' does not pay minimum wage.

3.8

Healthcare
Most people with intellectual disabilities have access to healthcare, but there is a lack of accessible information and reports of discrimination. Limited freedom of choice in reproductive health. People with intellectual disabilities can be forcibly sterilised.

4.4

Representation
People with intellectual disabilities are represented in the national cross-disability organisation, but there is no person with an intellectual disability on the board/council. There is no national platform of self-advocates.

2.8

Number of people with intellectual disabilities in	
Large institutions	15,000
Smaller institutions	10,000
Small care homes	10,000
Psychiatric hospitals	50
Mainstream education	10,000
Special education	20,000
No education	No data available

Disclaimer:
these are the reported or estimated numbers of the country. In most cases, in reality, the numbers will be higher as the data is underreported or missing entirely.

> “In the society we unfortunately see a backlash and the situation for inclusive education to be more challenging.”

> “All ‘basic’ needs of people with intellectual disabilities are cared for in Switzerland. That results in a lack of choice and self-determination.”

> “The Council of States has accepted the motion of the Committee on Political Institutions (CIP-N) and, like the National Council, is calling for an amendment to the Constitution to remove the discrimination that prevents people with disabilities from exercising their right to vote. With this positive decision by Parliament, Swiss voters will soon vote on a constitutional amendment.”[24]

24 Insieme Switzerland, 2025, Oui au droit de vote pour toutes les personnes en situation de handicap !



Ukraine

4.1 out of **10**

The right to decide and the right to vote
Legal capacity can be fully removed, and this can limit right to vote and right to stand for elections. Voting is not accessible for people with intellectual disabilities. **2.4**

The right to live independently and to be included in the community
Many adults with intellectual disabilities live in large institutions. Several live in psychiatric hospitals. Institutions have been closed but new institutions have been opened in the past year. **4.9**

Housing and support
Most adults with intellectual disabilities live with their families. Very few live in their own place. Disability benefits go to the individual, a legal representative or a guardian. Housing and disability support is not accessible. **3.9**

Education
Many children with intellectual disabilities go to special schools and many go to mainstream schools. There is a national strategy towards inclusive education, but there is little progress. **7.4**

Employment
Very few people with intellectual disabilities have a job on the open labour market. Some attend daycare and most stay at home. People risk losing their disability benefits when they have a paid job, but jobs are not very accessible. 'Protected employment' does not pay minimum wage. **1.8**

Healthcare
Most people with intellectual disabilities have access to healthcare. Some have access to the dentist and women's health. There is little freedom of choice in reproductive health. People with intellectual disabilities cannot be forcibly sterilised. **3.8**

Representation
People with intellectual disabilities are represented in the national cross-disability organisation, but there is no person with an intellectual disability on the board/council. There is a national platform of self-advocates. **4.8**

Number of people with intellectual disabilities in	
Large institutions	20,000
Smaller institutions	100
Small care homes	No data available
Psychiatric hospitals	1,000
Mainstream education	2,000
Special education	10,000
No education	1,000

Disclaimer:
these are the reported or estimated numbers of the country. In most cases, in reality, the numbers will be higher as the data is underreported or missing entirely.

> “The recent resolution of the Cabinet of Ministers clearly declares the intention of the government to make a shift in care from large institutions (100 and more users) to smaller institutions and group homes. Still, it is said that it is the responsibility of the local communities who say they have no money for supported living in the group homes. So, the government has to determine at least minimal financial guarantees from the national level public budget.”

> “Special measures have to be planned focused on persons with intellectual disabilities. We are advocating for the supported employment in the open labour market and shelter employment. The government has promised to support shelter employment financially and is currently developing appropriate sublaws.”

For more information, read our report on the situation of people with intellectual disabilities and their families in Ukraine.

Part 3

Methodology

This chapter explains what questions we asked in the survey, and how we calculated the scores of each indicator.

The 2026 survey consisted of 42 questions.

Most of these questions were multiple-choice, with the option to add comments.

We scored answers from 1-10, where 1 is the worst, and 10 is the best.

We value some things more than others. This means some questions have more weight in their scoring than other questions.

We explain which questions carry more weight every time this is relevant.

The average score for each question represents the value for the corresponding Inclusion Indicator.

The average score of inclusion for a country is calculated by averaging the scores of the 7 Indicators.

Scores for some countries are based on data from 2023, 2024 or 2025. For 28 countries, we received new answers in 2026.

Some scores changed since last year.

We made some changes to the survey this year as we keep on learning from the previous years.

- We do not directly compare the scores from 2023, 2024, 2025, and 2026.
- If there are changes from one year to another for some country, it is probably because we made some changes to how we score the Indicators. It does not necessarily mean the situation changed.
- When there are big changes in a country, we highlight them specifically in the country's report.

Every year, we aim to correct and update the data to achieve the most accurate representation of the situation in a country.

We are hopeful that comparison over time will be possible soon.

Right to decide and right to vote

The Indicator on right to decide and right to vote has 6 questions:

1. We asked what the law says about removal of legal capacity, or supported decision-making.
    a. Countries where people with intellectual disabilities get support to make decisions and do not have their legal capacity (partially) removed get maximum points.

2. We asked if people with intellectual disabilities have the right to vote.
    a. Countries where people with intellectual disabilities have the right to vote regardless of their legal capacity status get maximum points.

3. We asked if people with intellectual disabilities have the right to stand for elections.
    a. Countries where people with intellectual disabilities have the right to stand for elections regardless of their legal capacity status get maximum points.

4. We asked if there are people with intellectual disabilities known to be elected in government (local, regional or national).
    a. Countries that have elected people with intellectual disabilities in government received maximum points (bonus).
    b. This question was not counted for countries who have not elected people with intellectual disabilities in government.

5. We asked if voting is made accessible for people with intellectual disabilities. Countries were given the following types of support as options; Government provides easy-to-read information about the elections and voting; support person is allowed in the voting booth; postal voting or electronic voting from home is possible; parties use easy-to-read in their communication.

a. Countries which offer more types of support get more points.

b. Countries which offer all of these types of support get maximum points.

6. We asked respondents to rate the situation regarding the right to decide and right to vote in their country on a scale from 1 to 10.

   a. The score was taken at face value.

Questions 1-3 were weighted 2-times heavier when calculating the Indicator score.

Right to live independently and to be included in the community

The Indicator on right to live independently and to be included in the community has 5 questions:

1. We asked how many adults with intellectual disabilities live in large institutions, smaller institutions, small care homes, and psychiatric hospitals on a scale from none (0-4%), several (5-34%), many (35-64%), most (65-94%), to all (95-100%).

   a. Countries where adults with intellectual disabilities are not institutionalised in large institutions, smaller institutions, small care homes and psychiatric hospitals get maximum points. Countries where adults with intellectual disabilities are mostly living in small care homes get more points than countries where people live in the other types of institutions.

2. We asked for an estimation of the number of adults with intellectual disabilities in large institutions, smaller institutions, small care homes, and psychiatric hospitals.

   a. This data is available on each country page.

3. We asked if any institutions have been closed in the last year in the country, and if so how many.

    a. Countries that have closed a large scale institution and/or psychiatric hospitals get maximum points.

4. We asked if any institution has been opened in the last year in the country.

    a. Countries that have opened large care institutions or psychiatric hospitals receive the lowest scores.

    b. Countries that have not opened any type of institution only get maximum points if they have also closed an institution in the same year, if not, the question is not counted.

5. We asked members to rate the situation regarding the right to live independently and to be included in the community in their country, on a scale from 1 to 10.

    a. The score provided was taken at face value.

Question 1 was weighted 4 times heavier when calculating the Indicator score. Question 2 was not included in the scoring but used to provide context to the scoring of question 1. It also provided the numbers regarding how many people with intellectual disabilities live in institutions that are mentioned throughout the report.

The division between the size of institutions was made for the purpose of establishing a sense of urgency on this issue. Research and experience lead us to believe that the larger the institution the bigger the risk of abuse and harm to a person. We recognise that this division is far from perfect in capturing the reality of people who are institutionalised.

Housing and support

The Indicator on housing and support has 10 questions:

1. We asked if adults with intellectual disabilities live with their family, in their own place, or are homeless, on a scale from none (0-4%), several (5-34%), many (35-64%), most (65-94%), to all (95-100%).

    a. Countries where adults with intellectual disabilities mostly live in their own place and are not homeless or living with their family get maximum points.

2. We asked for the number of people with intellectual disabilities living with their family, in their own place, or homeless.

3. We asked what type of support, if any, parents get from the government when they find out that their child has a disability. Members chose from the following types of support provided by the government: financial resources or benefits, information, social worker, support from an NGO but not from the government, no support at all.

    a. Countries that provide more support to parents when they find out that their child has a disability get more points.

    b. Countries that provide all of these support options get maximum points.

4. We asked what happens when parents can no longer take care of their daughter or son with intellectual disabilities. Members were able to choose multiple options based on whether the person with an intellectual disability moves to an institution, becomes homeless, has a plan to live independently, or other family members start providing care and support.

    a. Countries where the person with an intellectual disability has a plan to live independently get maximum points.

5. We asked if people with intellectual disabilities living with their family receive formal support (alongside the informal support provided by family members). Members were asked to indicate a percentage of how many people with intellectual disabilities receive formal support.

    a. The score was calculated by dividing the percentage by 10.

6. We asked who disability benefits go to according to the law. Members chose from the person with an intellectual disability, family, service provider or other.

    a. Countries where disability benefits go directly to the person with intellectual disability get maximum points.

7. We asked if their country has a mechanism to assess quality of services, and if so, if it is user driven, understandable and has impact.

    a. Countries that have a mechanism to assess quality of services that is user drive, understandable, and has impact, get maximum points.

8. We asked how common it is for people with intellectual disabilities to struggle to cover basic living costs (even when receiving benefits) in the country.

    a. Countries where people with intellectual disabilities never struggle to cover basic living costs receive maximum points.

9. We asked to score, from 1 to 10, how easy it is to arrange adequate housing and disability support for someone with intellectual disabilities.

    a. The score was taken at face value.

10. We asked members to rate the situation regarding housing and support in their country, on a scale from 1 to 10.

    a. The score was taken at face value.

Question 1 is weighted 3 times heavier and question 4 is weighted 2 times heavier when calculating the Indicator score on housing and support.

Question 2 was not included in the scoring but used to provide context to the scoring of question 1.

Education

The Indicator on education has 4 questions:

1. We asked if children with intellectual disabilities (6-15 years old) go to mainstream education, special education, or if they receive no education, on a scale from none (0-4%), several (5-34%), many (35-64%), most (65-94%), to all (95-100%).

    a. Countries where all children with intellectual disabilities are going to mainstream education, no children are going to special education, and no children have no education receive maximum points.

2. We asked for the number of children in each type of education.

    a. This data is available on each country page.

3. We asked if there is a national strategy for inclusive education.

    a. Countries with a strategy for inclusive education get maximum points.

4. We asked members to rate the quality of education children with intellectual disabilities get, from 1 to 10.

    a. The score provided was taken at face value.

Question 1 was weighted 3 times heavier when calculating the Indicator score.

Question 2 was not included in the scoring but used to provide context to the scoring of question 1. It also provided the numbers regarding how many children with intellectual disabilities are in mainstream schools, special schools, or receive no education.

Employment

The Indicator on employment has 5 questions:

1. We asked how many adults with intellectual disabilities have a job on the open labour market, are working in 'protected employment', going to daycare or spend most of their time at home, on a scale from none (0-4%), several (5-34%), many (35-64%), most (65-94%), to all (95-100%).

    a. Countries where all or most people with an intellectual disability are employed on the open labour market or protected employment and have no people with intellectual disabilities going to daycare or sitting at home get maximum points.

2. We asked if people with intellectual disabilities risk losing disability benefits when they have a paid job.

    a. Countries where people with intellectual disabilities do not risk losing disability benefits when they earn a salary get maximum points.

3. We asked if there are measures in place to make jobs on the open labour market more accessible for adults with intellectual disabilities. Members could choose from the following options: quota system, funding available to make accommodations, job coaching, support for interviews, easy-to-read information on finding a job.

    a. Countries with all the options provided get maximum points.

4. We asked if adults with intellectual disabilities working in 'protected employment' get paid minimum wage (at least).

    a. Countries where people with intellectual disabilities working in 'protected employment' get at least minimum wage get maximum points.

5. We asked members to rate the situation regarding employment in their country, on a scale from 1 to 10.

    a. The score provided was taken at face value.

Question 1 is weighted 3 times heavier when calculating the Indicator score.

Healthcare

The Indicator on healthcare has 6 questions:

1. We asked if people with intellectual disabilities have access to different healthcare services: general practitioner, dentist, and women's health, on a scale from none (0-4%), several (5-34%), many (35-64%), most (65-94%), to all (95-100%).

    a. Countries where people with intellectual disabilities have access to all these types of healthcare services get maximum points.

2. We asked if healthcare is made accessible for people with intellectual disabilities, with the following choices: easy-to-read information on health and healthcare is available, healthcare staff are trained in an easy-to-understand way, health insurance is free/discounted for people with intellectual disabilities.

    a. Countries that provide ways to make health accessible for people with intellectual disabilities get maximum points.

3. We asked about access to sex education for people with intellectual disabilities, rated from 0 to 10.

    a. The score provided was taken at face value.

4. We asked what choices people with intellectual disabilities have when it comes to reproductive health, with choices: can people with intellectual disabilities choose freely if and when to use contraception; if and when to have children; if and when to have an abortion; and if and when to be sterilized.

    a. Countries that ensure people with intellectual disabilities have free choice regarding contraception, children, abortion and sterilisation get maximum points.

5. We asked if people with intellectual disabilities can be forcibly sterilised according to the law.

    a. Countries where people with intellectual disabilities cannot be forcibly sterilised get maximum points.

6. We asked members to rate the situation regarding healthcare in their country, on a scale from 1 to 10.

    a. The score provided was taken at face value.

Question 1 weighted 3 times heavier when calculating the Indicator score.

Representation

The Indicator on representation has 5 questions:

1. We asked if people with intellectual disabilities are represented in the national cross-disability organisation.

    a. Countries where organisations of people with intellectual disabilities are part of the national cross-disability organisation get maximum points.

2. We asked if a person with intellectual disabilities is on the board/council of the national cross-disability organisation.

    a. Countries that have a person with intellectual disabilities on the board/council of the national cross-disability organisation receive maximum points.

3. We asked if the government provides funding for self-advocacy work (not for provision of services).

    a. Countries that give government funding for self-advocacy work get maximum points.

4. We asked if the country has a national platform of self-advocates.

    a. Countries that have a national platform of self-advocates receive maximum points.

5. We asked members to rate the situation regarding representation in their country, on a scale from 1 to 10.

    a. The score provided was taken at face value.

Inclusion Indicators 2026 scores for all 33 countries

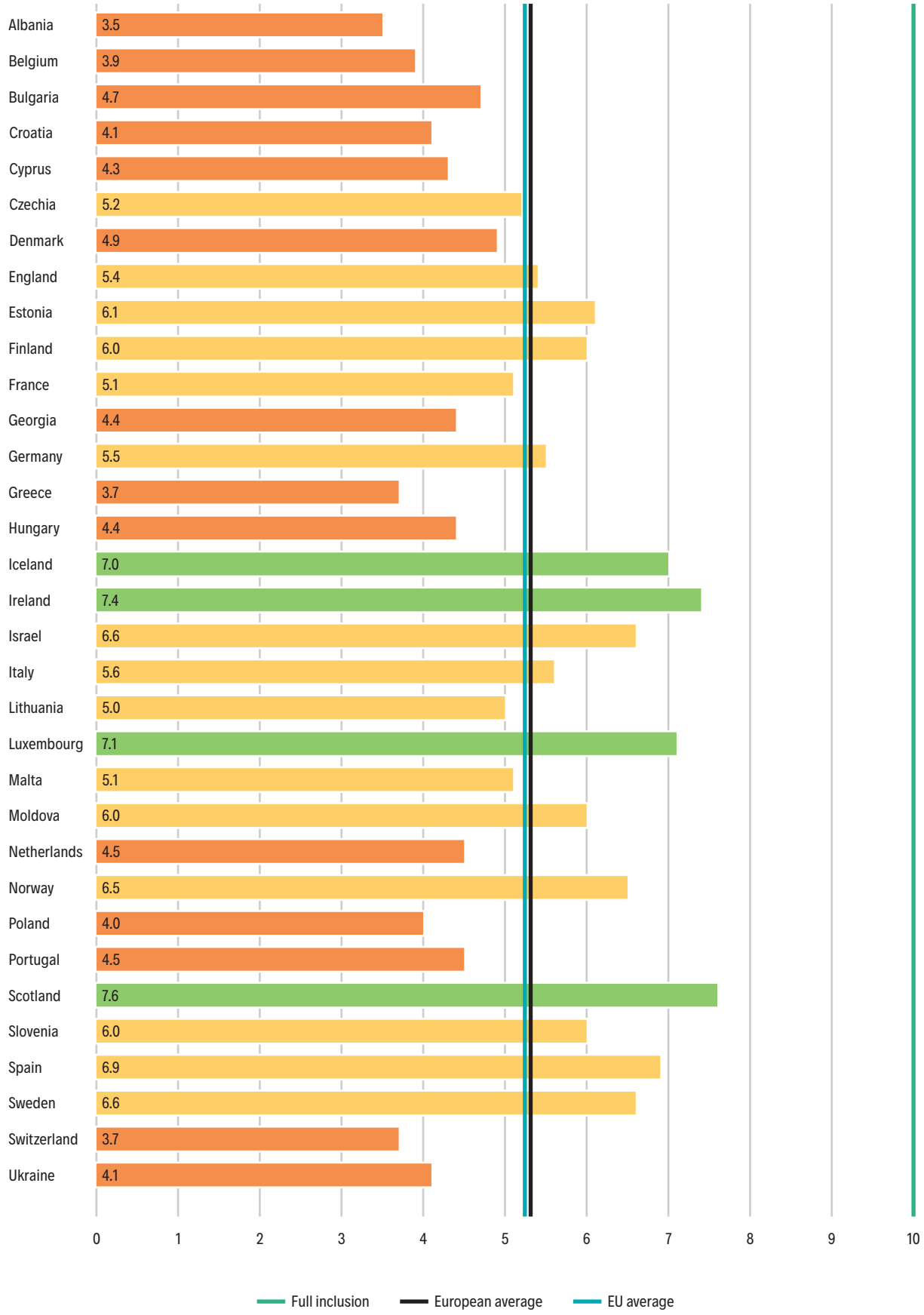

This is Europe for people with intellectual disabilities and their families in 2026.
What will you do to make it better?

Decide and vote: 5.9

In 12 countries legal capacity can be fully removed and the right to decide is not respected.

Independence: 4.7

More than around 1 million people with intellectual disabilities are in segregated “care” institutions.

Housing and support: 4.9

In 26 countries few or no adults with intellectual disabilities live in their own place.

Education: 6.2

At least 610,000 children with intellectual disabilities are in special schools.

Employment: 4.3

In 30 countries few or no people with intellectual disabilities are employed on the open labour market.

Healthcare: 5.3

In 18 countries people with intellectual disabilities have no or very little freedom of choice about their reproductive health.

Representation: 5.9

In 24 countries there is no person with an intellectual disability part of the council of the national cross-disability organisation.

Co-funded by the European Union